
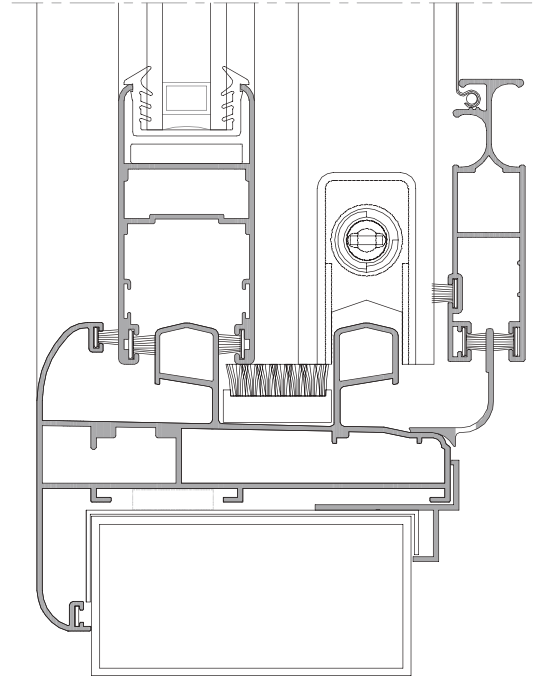





Sürme Sistem
Sliding System



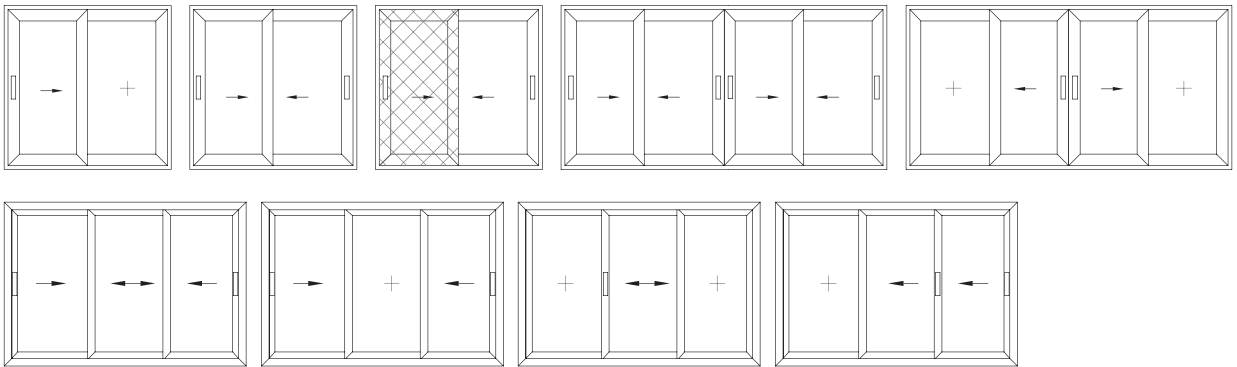
CS34



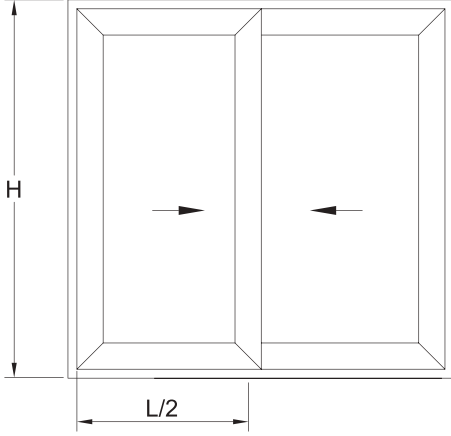
TEKNİK ÖZELLİKLER / TECHNICAL PROPERTIES

KASA DERİNLİĞİ / FRAME DEPTH	90 - 131 mm
KANAT DERİNLİĞİ / SASH DEPTH	34 mm
KENET DERİNLİĞİ / INTERLOCKING DEPTH	79 mm
PROFİL ET KALINLIĞI / PROFILE WALL THICKNESS	1,3 mm
MİN. CAM KALINLIĞI / MIN. GLAZING THICKNESS	4 mm
MAKS. CAM KALINLIĞI / MAX. GLAZING THICKNESS	20 mm
MİN. KANAT ÖLÇÜLERİ / MIN. SASH DIMENSIONS	800 x 1900 mm
MAKS. KANAT ÖLÇÜLERİ / MAX. SASH DIMENSIONS	1600 x 2800 mm
MAKS. KANAT AĞIRLIĞI / MAX. SASH WEIGHT	160 kg

UYGULAMA SEÇENEKLERİ / APPLICATION OPTIONS

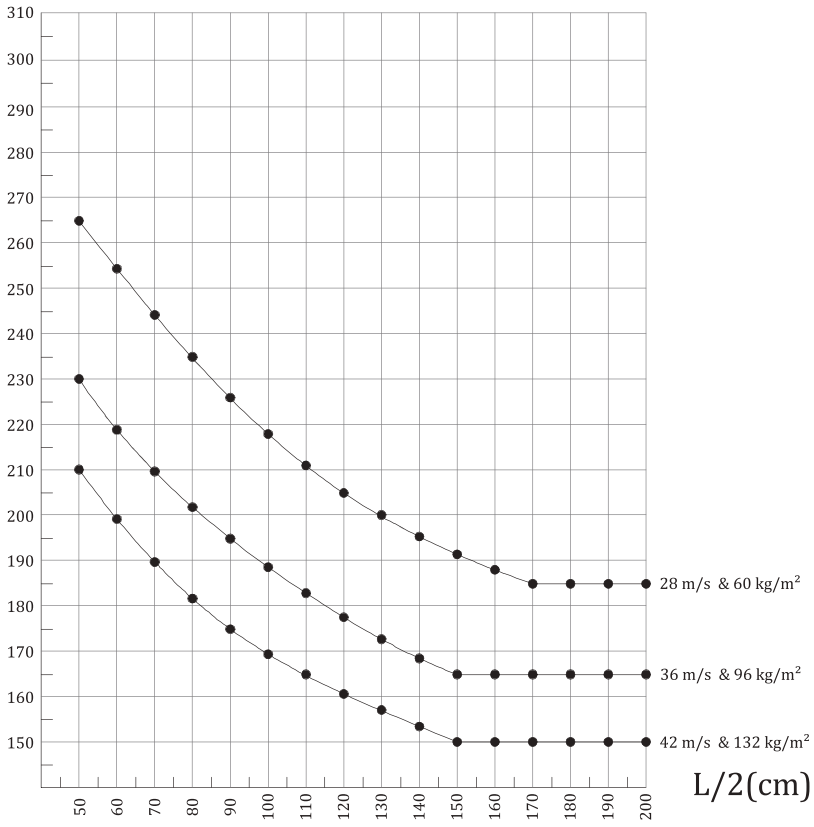


RÜZGAR YÜKÜNE GÖRE KULLANIM LİMİTLERİ GRAFIĞI

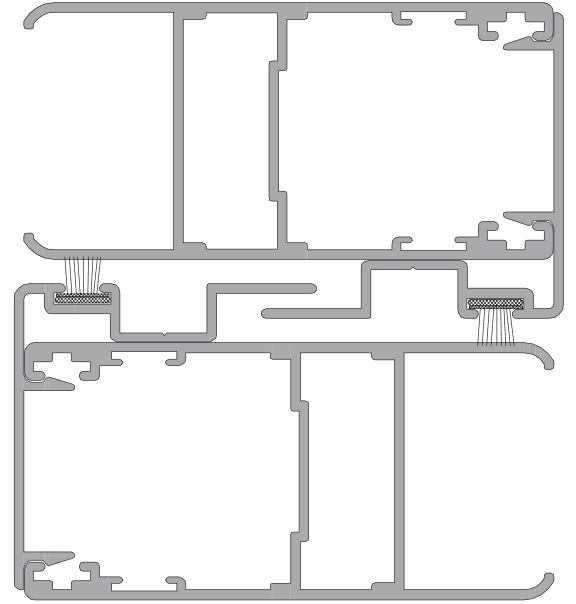


Max. Sehim : $L / 300$

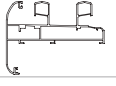
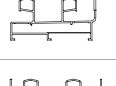
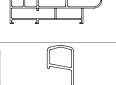
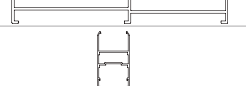


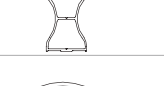

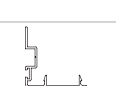













H(cm)












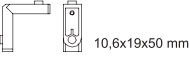


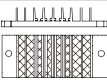

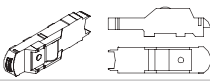
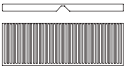



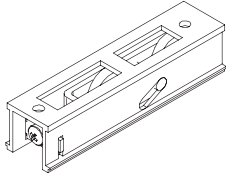
L/2(cm)



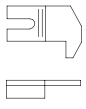





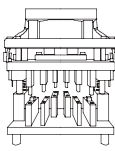
Jx : 17,86 cm⁴

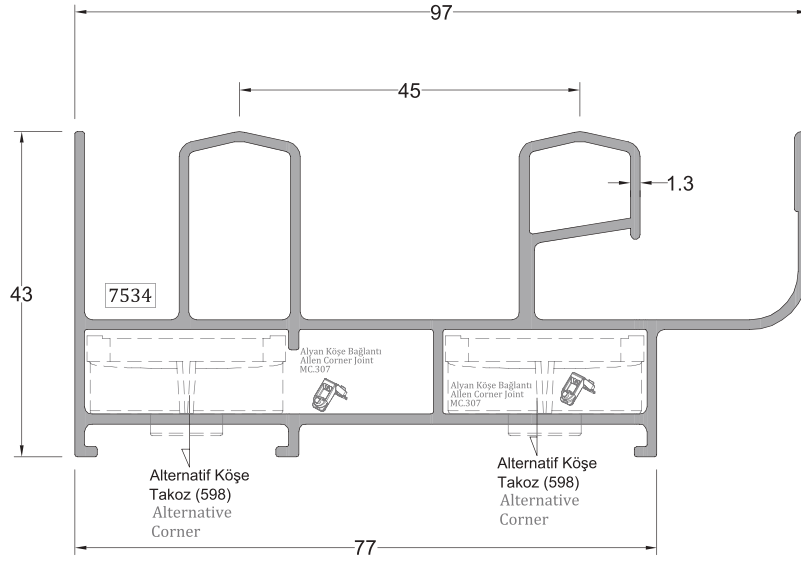
PROFİL KESİTİ PROFILE SECTION	PROFİL KODU PROFILE CODE	PROFİL ADI PROFILE NAME	Jx cm ⁴	Jy cm ⁴	AĞIRLIK (kg/m) WEIGHT
	3641	İKİ RAYLI KASA PROFİLİ FRAME PROFILE	72,33 cm ⁴	21,50 cm ⁴	1,858 kg/mt
	6570	İKİ RAYLI KASA PROFİLİ FRAME PROFILE	40,67 cm ⁴	8,40 cm ⁴	1,379 kg/mt
	7534	İKİ RAYLI KASA PROFİLİ FRAME PROFILE	45,96 cm ⁴	8,40 cm ⁴	1,441kg/mt
	6571	ÜÇ RAYLI KASA PROFİLİ TRIPLE RAIL FRAME PROFILE	11,37 cm ⁴	125,38 cm ⁴	1,957 kg/mt
	3644	KANAT PROFİLİ SASH PROFILE	12,31 cm ⁴	6,8 cm ⁴	0,887 kg/mt
	1243	SİNEKLİK PROFİLİ SCREENING PROFILE	-	-	0,434 kg/mt
	12339	SİNEKLİK PROFİLİ SCREENING PROFILE	-	-	0,703 kg/mt
	3594	TAKVİYE PROFİLİ REINFORCE PROFILE	-	-	0,456 kg/m
	3595	TAKVİYE KAPAK PROFİLİ REINFORCE COVER PROFILE	-	-	0,101 kg/m
	2707	SİNEKLİK RAY PROFİLİ SCREENING RAIL PROFILE	-	-	0,190 kg/mt
	3645	KENET PROFİLİ LOCKING PROFILE	-	-	0,377 kg/mt
	5598	DAMLALIK PROFİLİ DROPPER PROFILE	-	-	0,302 kg/mt
	4039	ADAPTÖR PROFİLİ ADAPTER PROFILE	-	-	0,288 kg/mt
	1139	T BAĞLANTI PROFİLİ T CONNECTION PROFILE	-	-	0,236 kg/mt
	1035	T BAĞLANTI PROFİLİ T CONNECTION PROFILE	-	-	0,240 kg/mt
	1121	T BAĞLANTI PROFİLİ T CONNECTION PROFILE	-	-	0,233 kg/mt
	3917	T BAĞLANTI PROFİLİ T CONNECTION PROFILE	-	-	0,162 kg/mt
	3818	T BAĞLANTI PROFİLİ T CONNECTION PROFILE	-	-	0,210 kg/mt
	3832	T BAĞLANTI PROFİLİ T CONNECTION PROFILE	-	-	0,175 kg/mt
	553	PERVAZ PROFİLİ SILL PROFILE	-	-	0,656 kg/mt
	3646	PERVAZ PROFİLİ SILL PROFILE	-	-	0,302 kg/mt
	598	KÖŞE TAKOZU CORNER WEDGE PROFILE	-	-	1,760 kg/mt
	6568	KÖŞE TAKOZU CORNER WEDGE PROFILE	-	-	2,128 kg/mt

** Her profil için minimum sipariş 300 kg'dır.
** Minimum order quantity is 300 kg per profile.

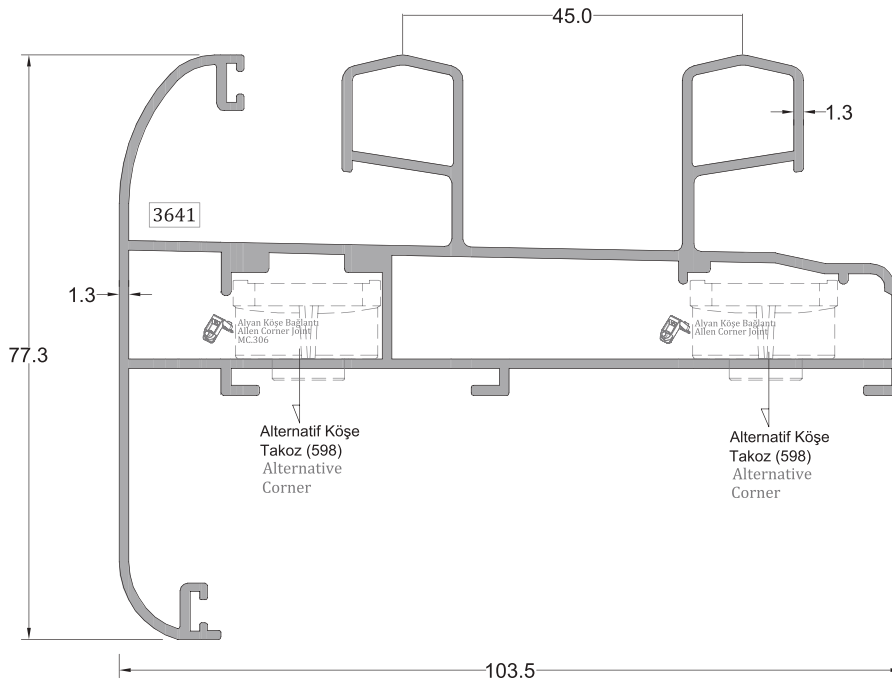
AKSESUAR ACCESSORY	STOK KODU REFERENCE CODE	AKSESUAR ADI DESCRIPTION	AKSESUAR KODU PRODUCT CODE	PAKET PACK
	03 012022	ÇİFT CAM U FİTİL DOUBLE GLASS U GASKET	CS34-UCF.022	60 mt / paket 10kg
	03 011512	TEK CAM U FİTİL SINGLE GLASS U GASKET	CS34-UCF.512	74 mt / paket 10kg
	03 010436	KASA FİTİLİ FRAME GASKET	CS34-KBF.36	350 mt / paket 10 kg
	03 080100	BİNİ FİTİLİ OVERLAPPING GASKET	CS34-MO.60	100 mt / paket
	03 050710	FİRÇA FİTİL WEATHER STRIP	CS34-FÇ.710	300 mt / paket
	03 050706	FİRÇA FİTİL WEATHER STRIP	CS34-FÇ.706	350 mt / paket
	01 130318	KÖŞE GÖNYE CORNER BRACKET	CS34-KG.318	1 pk / 1000 ad
	01 130314	KÖŞE ÇAVUŞU CORNER CONNECTION	CS34-FJ.314	1 pk / 250 ad
	01 050253	KENET KAPAK INTERLOCKING COVER	CS34-YK.253	1 pk / 100 ad
	01 130306	KÖŞE BAĞLANTI TAKOZ CORNER JOINT	CS34-MC.306	1 pk / 250 ad
	01 130312	KÖŞE BAĞLANTI TAKOZ CORNER JOINT	CS34-MC.312	1 pk / 100 ad
	01130307	KÖŞE BAĞLANTI TAKOZ CORNER JOINT	CS34-MC.307	1 pk / 250 ad
	01 110212	ALT HAVA KESİCİ BOTTOM AIR BLOCKER	CS34-AHK.212	1 pk / 100 ad
	01 050294	ÜST HAVA KESİCİ TOP AIR BLOCKER	CS34-ÜHK.294	1 pk / 1 ad
	01 050295	STOPER STOPPER	CS34-SP.295	1 pk / 100 ad
	06 140210	CAM TAKOZU(5X28X80 mm) GLAZING WEDGE 5mm	CS34T-CT.210	1 pk / 1000 ad
	01 050200	KİLİT KARŞILIK (NATUREL) STRIKER FOR SLIDING LOCK (NATURAL)	CS34-KT.200	1 pk / 100 ad
	01 050201	KİLİT KARŞILIK (BEYAZ) STRIKER FOR SLIDING LOCK (WHITE)	CS34-KT.201	1 pk / 100ad
	01 050202	KİLİT KARŞILIK (SİYAH) STRIKER FOR SLIDING LOCK (BLACK)	CS34-KT.202	1 pk / 100ad
	01 050285	AYARLI ÇİFTLİ RULMAN ADJUSTABLE ROLLER(DOUBLE)	CS34-ÇR.285	1 pk / 100ad

AKSESUAR ACCESSORY	STOK KODU REFERENCE CODE	AKSESUAR ADI DESCRIPTION	AKSESUAR KODU PRODUCT CODE	PAKET PACK
	01 050750	FORZA YAYLI HAVUZ KOL (SİYAH) FORZA RECESSED HANDLE AUTOMATIC (BLACK)	CS34-FHK.750	1 pk / 40 ad
	01 050751	FORZA YAYLI HAVUZ KOL (BEYAZ) FORZA RECESSED HANDLE AUTOMATIC (WHITE)	CS34-FHK.751	1 pk / 40 ad
	01 050752	FORZA YAYLI HAVUZ KOL (NATUREL) FORZA RECESSED HANDLE AUTOMATIC (NATURAL)	CS34-FHK.752	1 pk / 40 ad
	01 050753	FORZA YAYLI HAVUZ KOL (ANTRASİT) FORZA RECESSED HANDLE AUTOMATIC (ANTHRACITE)	CS34-FHK.753	1 pk / 40 ad
	01 050760	FORZA MANUEL HAVUZ KOL (SİYAH) FORZA RECESSED HANDLE MANUEL (BLACK)	CS34-FHK.760	1 pk / 40 ad
	01 050761	FORZA MANUEL HAVUZ KOL (BEYAZ) FORZA RECESSED HANDLE MANUEL (WHITE)	CS34-FHK.761	1 pk / 40 ad
	01 050762	FORZA MANUEL HAVUZ KOL (NATUREL) FORZA RECESSED HANDLE MANUEL (NATURAL)	CS34-FHK.762	1 pk / 40 ad
	01 050763	FORZA MANUEL HAVUZ KOL (ANTRASİT) FORZA RECESSED HANDLE MANUEL (ANTHRACITE)	CS34-FHK.763	1 pk / 40 ad
	01 050770	FORZA ANAHTARLI HAVUZ KOL (SİYAH) FORZA RECESSED HANDLE LOCK WITH KEY (BLACK)	CS34-FHK.770	1 pk / 40 ad
	01 050771	FORZA ANAHTARLI HAVUZ KOL (BEYAZ) FORZA RECESSED HANDLE LOCK WITH KEY (WHITE)	CS34-FHK.771	1 pk / 40 ad
	01 050772	FORZA ANAHTARLI HAVUZ KOL (NATUREL) FORZA RECESSED HANDLE LOCK WITH KEY (NATURAL)	CS34-FHK.772	1 pk / 40 ad
	01 050773	FORZA ANAHTARLI HAVUZ KOL (ANTRASİT) FORZA RECESSED HANDLE LOCK WITH KEY(ANTHRACITE)	CS34-FHK.773	1 pk / 40 ad
	01 050790	FORZA PASİF HAVUZ KOL (SİYAH) FORZA RECESSED FINGER PULL HANDLE (BLACK)	CS34-FHK.790	1 pk / 40 ad
	01 050791	FORZA PASİF HAVUZ KOL (BEYAZ) FORZA RECESSED FINGER PULL HANDLE (WHITE)	CS34-FHK.791	1 pk / 40 ad
	01 050792	FORZA PASİF HAVUZ KOL (NATUREL) FORZA RECESSED FINGER PULL HANDLE (NATURAL)	CS34-FHK.792	1 pk / 40 ad
	01 050793	FORZA PASİF HAVUZ KOL (ANTRASİT) FORZA RECESSED FINGER PULL HANDLE (ANTHRACITE)	CS34-FHK.793	1 pk / 40 ad
	01 050781	FORZA KİLİT DİLİ (ZAMAK) FORZA HOOK (ZAMAK)	CS34-FKD.781	1 pk / 40 ad
	01 050780	FORZA KİLİT DİLİ (ZAMAK) FORZA HOOK (ZAMAK) Forza yaylı ve manuel havuz kol ile kullanılmaktadır.	CS34-FKD.780	1 pk / 40 ad
	01 050782	FORZA KİLİT KARŞILIĞI (ZAMAK) FORZA STRIKER (ZAMAK)	CS34-FKK.782	1 pk / 40 ad

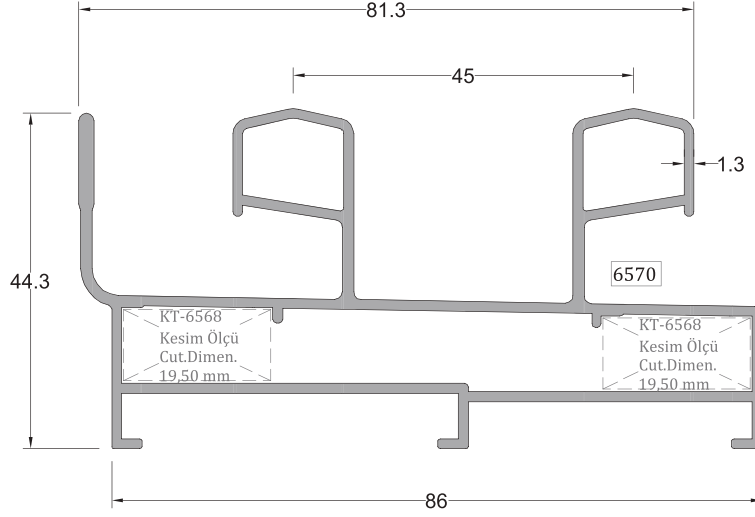
AKSESUAR ACCESSORY	STOK KODU REFERENCE CODE	AKSESUAR ADI DESCRIPTION	AKSESUAR KODU PRODUCT CODE	PAKET PACK
	01 050150	SÜRME DİLİ (SAĞ) SLIDING BOLT (RIGHT)	CS34-HKD.150	1 pk / 100ad
	01 050151	SÜRME DİLİ (SOL) SLIDING BOLT (LEFT)	CS34-HKD.151	1 pk / 100ad
	01 050100	SÜRME HAVUZ KOL (NATUREL) SLIDING SUNKEN HANDLE (NATURAL)	CS34-HK.100	1 pk / 100ad
	01 050101	SÜRME HAVUZ KOL (BRONZ) SLIDING SUNKEN HANDLE (BRONZE)	CS34-HK.101	1 pk / 100ad
	01 050102	SÜRME HAVUZ KOL (BEYAZ) SLIDING SUNKEN HANDLE (WHITE)	CS34-HK.102	1 pk / 100ad
	01 050103	SÜRME HAVUZ KOL (SİYAH) SLIDING SUNKEN HANDLE (BLACK)	CS34-HK.103	1 pk / 100ad
	04 105070	SİNEKLİK KÖŞE TAKOZ SCREENING CORNER WEDGE	CS34-ST.70	1 pk / 100ad
	04 105060	SİNEKLİK RULMAN SCREENING ROLLER	CS34-SR.60	1 pk / 100ad
	04 100120	SİNEKLİK KÖŞE BAĞLANTI SCREENING CORNER CONNECTION	CS34-SC.150	1 pk / 500 ad
	04 100121	SİNEKLİK RULMAN SCREENING ROLLER	CS34-PR.140	1 pk / 4 ad
	04 060080 - 80cm	SİNEKLİK TÜLÜ SCREENING NET	CS34-STF.80	24 m ² / paket
	04 060100 - 100cm		CS34-STF.100	30 m ² / paket
	04 060120 - 120cm		CS34-STF.120	36 m ² / paket
	04 060140 - 140cm		CS34-STF.140	44 m ² / paket
	04 060160 - 160cm		CS34-STF.160	48 m ² / paket
	03 020114	SİNEKLİK FITİLİ SCREENING GASKET	CS34-SF.114	1 pk / 100 m
	03 020115		CS34-SF.115	
	03 020116		CS34-SF.116	
	02 020253	PANÇ MAKİNESİ (CS34-CS35T) PUNCH MACHINE	CS34-PM.253	1 pk / 1 Adet



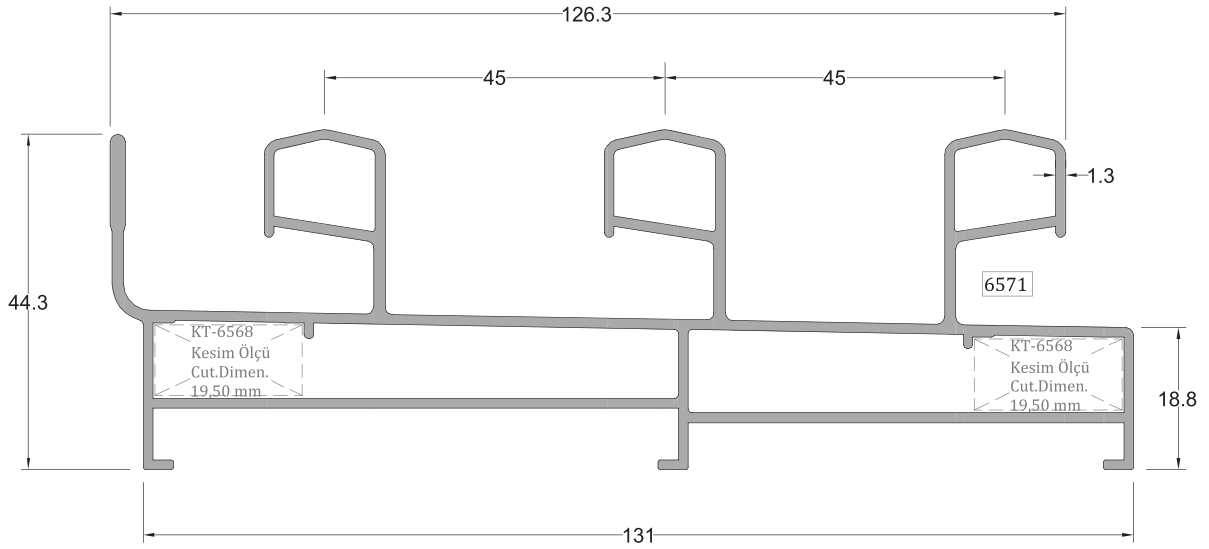
Kasa Profili FRAME PROFILE	Profil Kodu Profile Code	(kg/mt) Weight	Jx cm ⁴	Jy cm ⁴
	7534	1,441	45,96	8,4



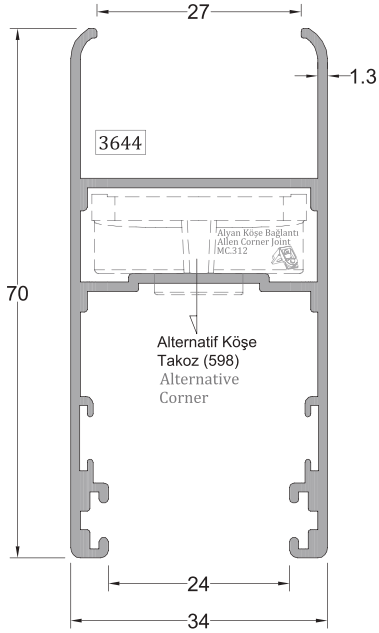
Kasa Profili FRAME PROFILE	Profil Kodu Profile Code	(kg/mt) Weight	Jx cm ⁴	Jy cm ⁴
	3641	1,858	72,33	21,50



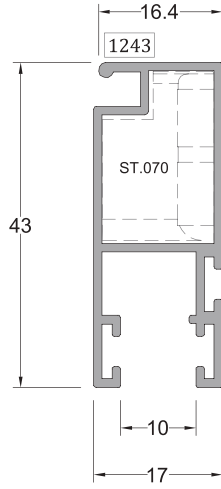
Kasa Profili FRAME PROFILE	Profil Kodu Profile Code	(kg/mt) Weight	Jx cm ⁴	Jy cm ⁴
	6570	1,379	40,67	8,4



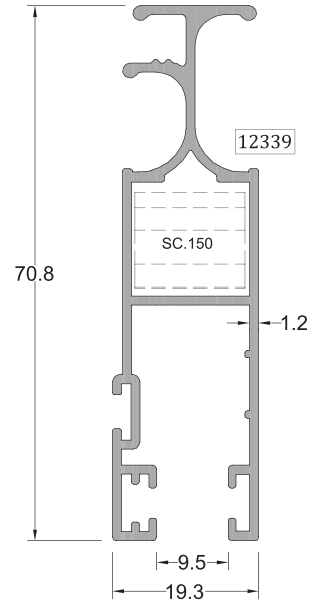
Üç Raylı Sineklikli Kasa Profili TRIPLE RAIL SCREENING FRAME PROFILE	Profil Kodu Profile Code	(kg/mt) Weight	Jx cm ⁴	Jy cm ⁴
	6571	1,957	11,37	125,38



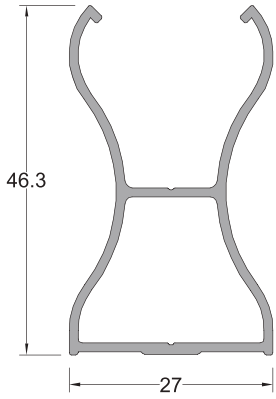
Kanat Profili SASH PROFILE	Profil Kodu Profile Code	(kg/mt) Weight	Jx cm ⁴	Jy cm ⁴
	3644	0,887	12,31	6,8



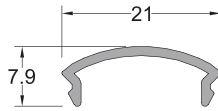
Sineklik Profili SCREENING PROFILE	Profil Kodu Profile Code	(kg/mt) Weight
	1243	0,434



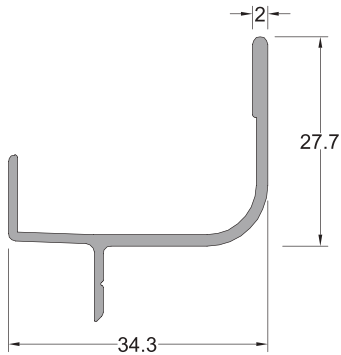
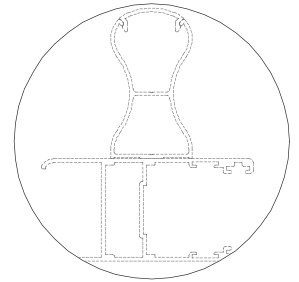
Sineklik Profili SCREENING PROFILE	Profil Kodu Profile Code	(kg/mt) Weight
	12339	0,703



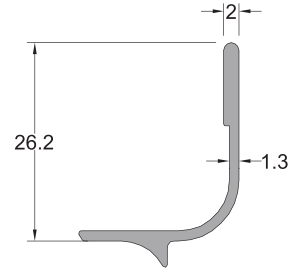
Takviye Profili REINFORCE PROFILE	Profil Kodu Profile Code	(kg/mt) Weight
	3594	0,456



Takviye Kapak Profili REINFORCE COVER PROFILE	Profil Kodu Profile Code	(kg/mt) Weight
	3595	0,101



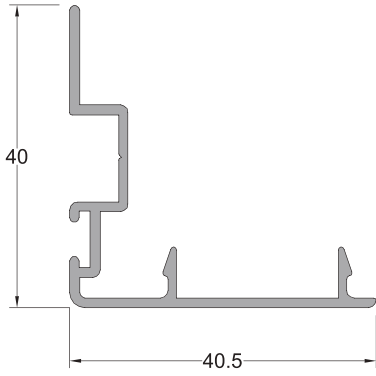
Damlalık Profili DROPPER PROFILE	Profil Kodu Profile Code	(kg/mt) Weight
	5598	0,302



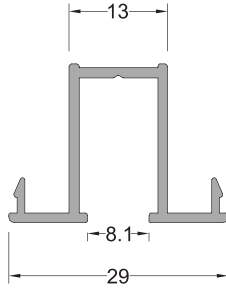
Ray Profili RAIL PROFILE	Profil Kodu Profile Code	(kg/mt) Weight
	2707	0,190

(5590 ve 6570 kasalar için)

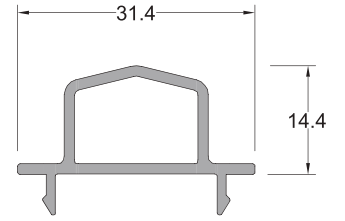
** Her profil için minimum sipariş 300 kg'dır.
** Minimum order quantity is 300 kg per profile.



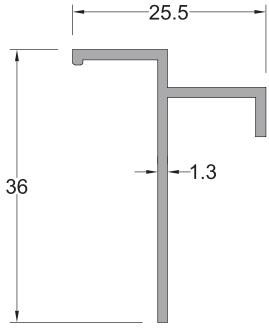
Kenet Profili INTERLOCK PROFILE	Profil kodu Profile Code	(kg/mt) Weight
	3645	0,377



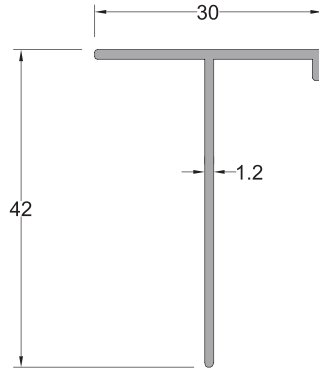
Tek Cam Adaptör Profili SINGLE GLASS ADAPTER PROFILE	Profil Kodu Profile Code	(kg/mt) Weight
	4038	0,274
	(3658 yerine)	



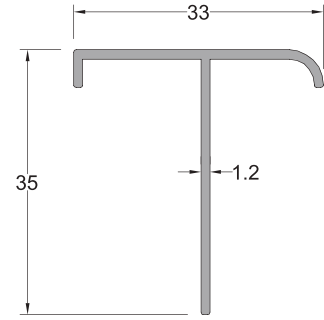
Adaptör Profili ADAPTER PROFILE	Profil Kodu Profile Code	(kg/mt) Weight
	4039	0,288
	(3649 yerine)	



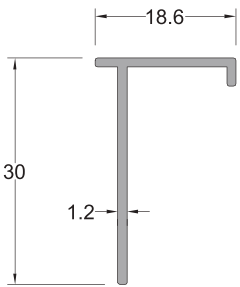
T Bağlantı Profili T CONNECTION PROFILE	Profil Kodu Profile Code	(kg/mt) Weight
	1121	0,233



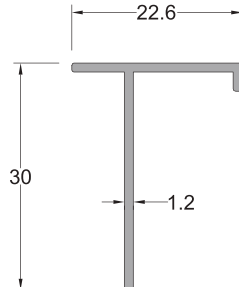
T Bağlantı Profili T CONNECTION PROFILE	Profil Kodu Profile Code	(kg/mt) Weight
	1035	0,240



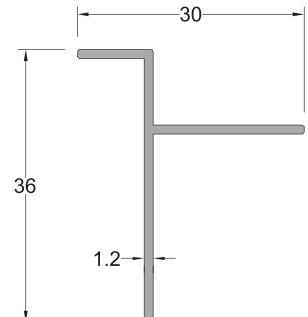
T Bağlantı Profili T CONNECTION PROFILE	Profil Kodu Profile Code	(kg/mt) Weight
	1139	0,236



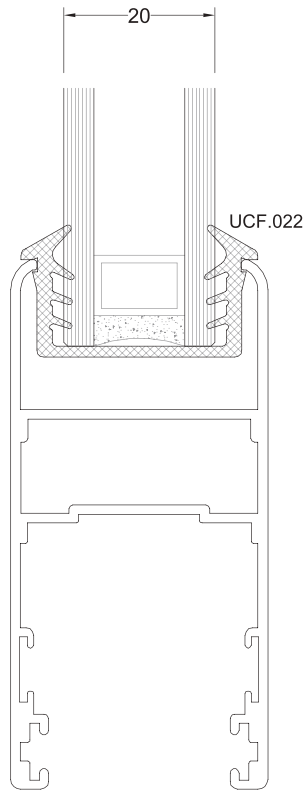
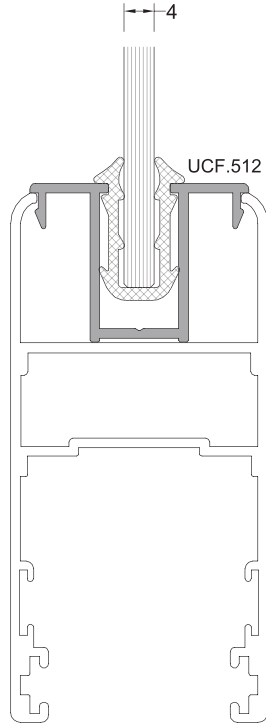
T Bağlantı Profili T CONNECTION PROFILE	Profil Kodu Profile Code	(kg/mt) Weight
	3917	0,162



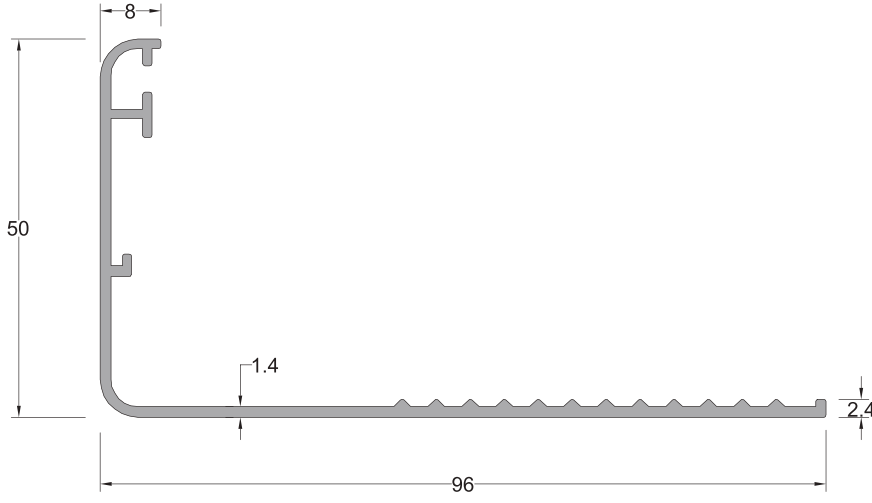
T Bağlantı Profili T CONNECTION PROFILE	Profil Kodu Profile Code	(kg/mt) Weight
	3832	0,175



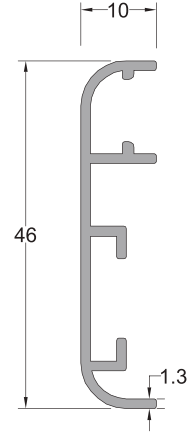
T Bağlantı Profili T CONNECTION PROFILE	Profil Kodu Profile Code	(kg/mt) Weight
	3818	0,210



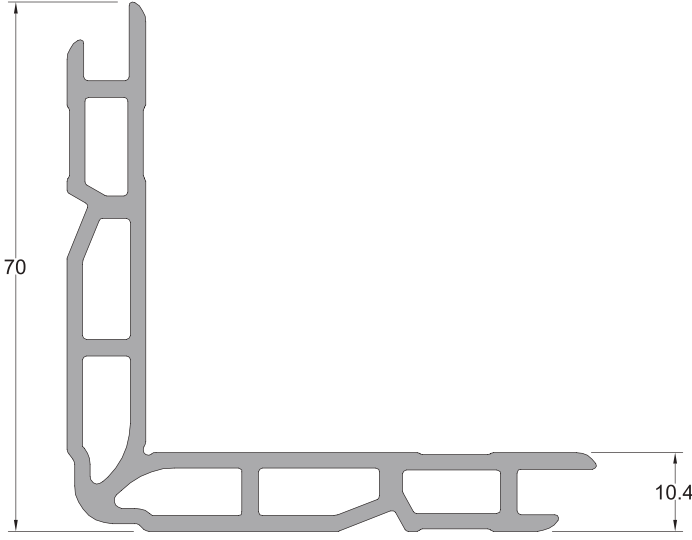
** Her profil için minimum sipariş 300 kg'dır.
** Minimum order quantity is 300 kg per profile.



Pervaz Profili SILL PROFILE	Profil Kodu Profile Code	(kg/mt) Weight
	553	0,656

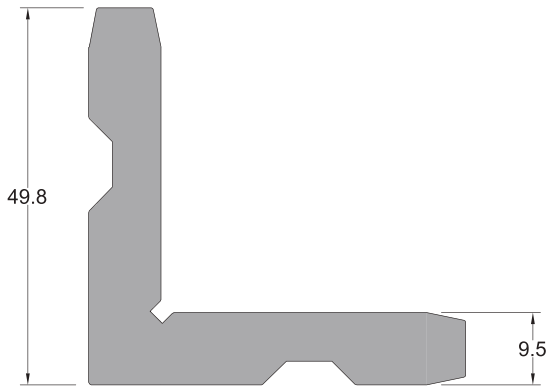


Pervaz Profili SILL PROFILE	Profil Kodu Profile Code	(kg/mt) Weight
	3646	0,302



Köşe Takozu Profili CORNER WEDGE PROFILE	Profil Kodu Profile Code	(kg/mt) Weight
	598	1,760

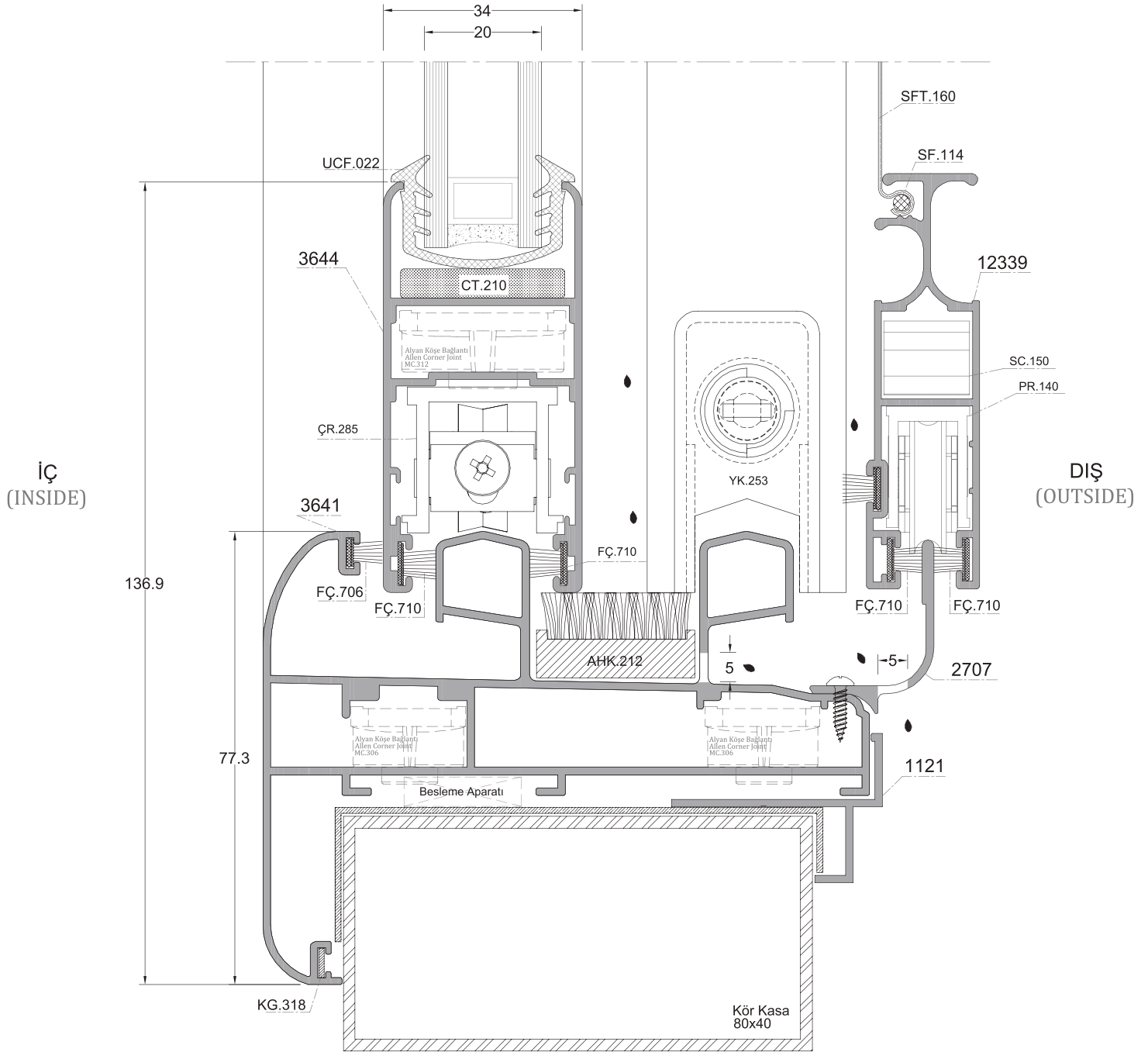
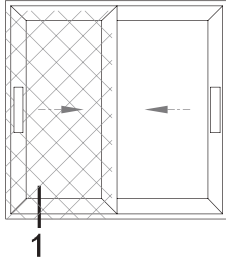
Köşe Takozu Profil Kodu Corner Wedge Profile Code	Kullanıldığı Profil Compatible Profile	Kesim Boyu (mm) Cutting Length (mm)
598	5590	19,00 mm
	3641	19,50 mm
	3642	22,50 mm
	7534	26,50 mm
	3644	29,00 mm



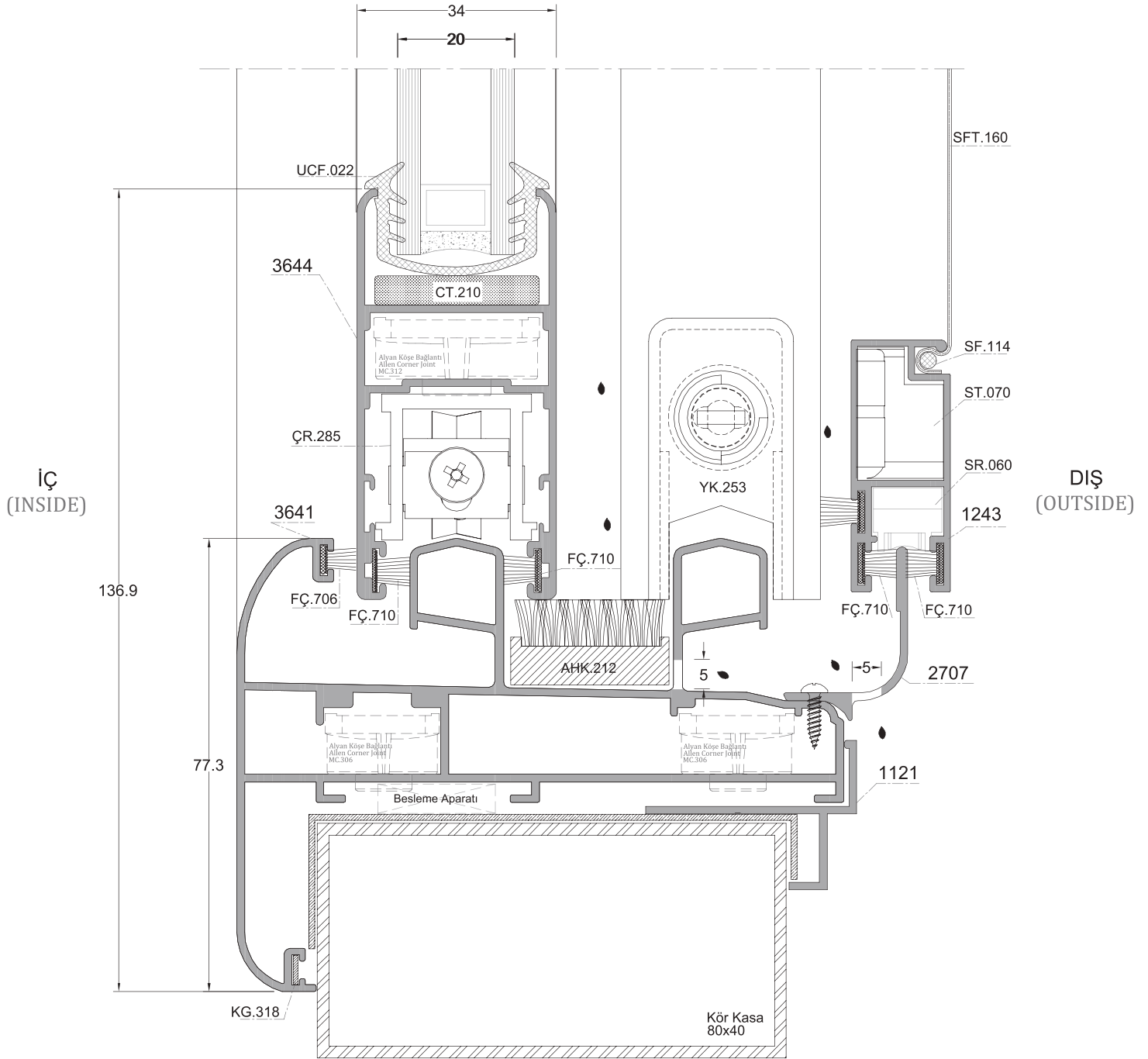
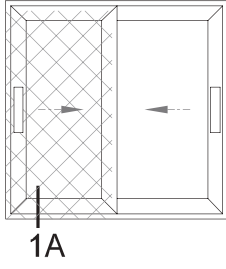
Köşe Takozu Profili CORNER WEDGE PROFILE	Profil Kodu Profile Code	(kg/mt) Weight
	6568	2,128

Köşe Takozu Profil Kodu Corner Wedge Profile Code	Kullanıldığı Profil Compatible Profile	Kesim Boyu (mm) Cutting Length (mm)
6568	6570	19,50 mm

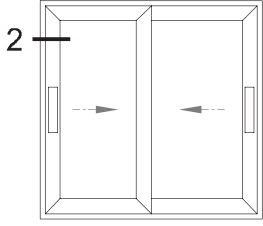
** Her profil için minimum sipariş 300 kg'dır.
** Minimum order quantity is 300 kg per profile.



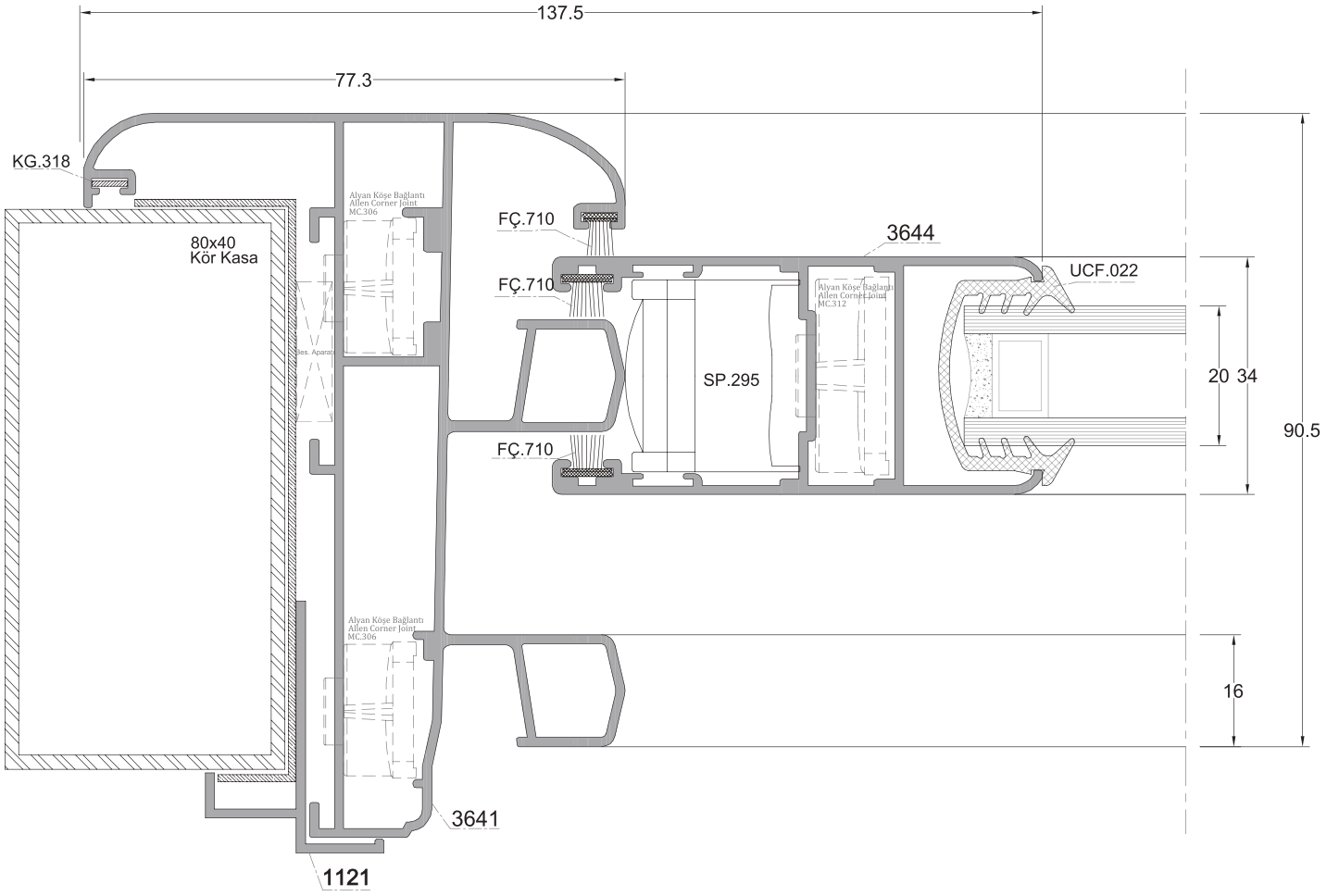
D-1



D-1A

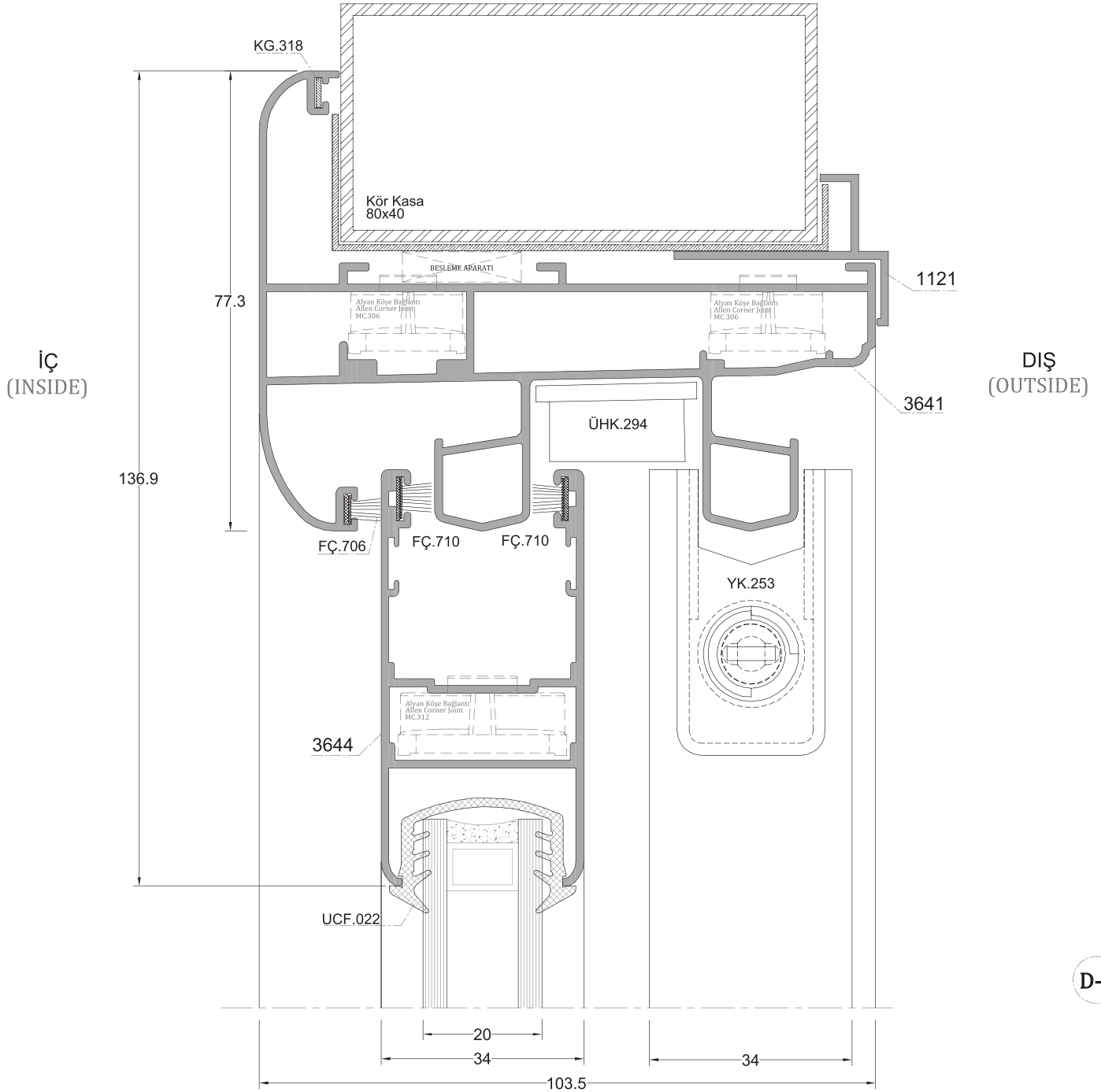
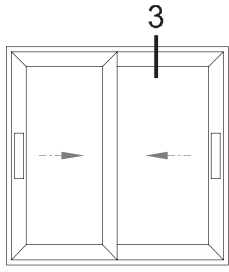


İÇ
(INSIDE)

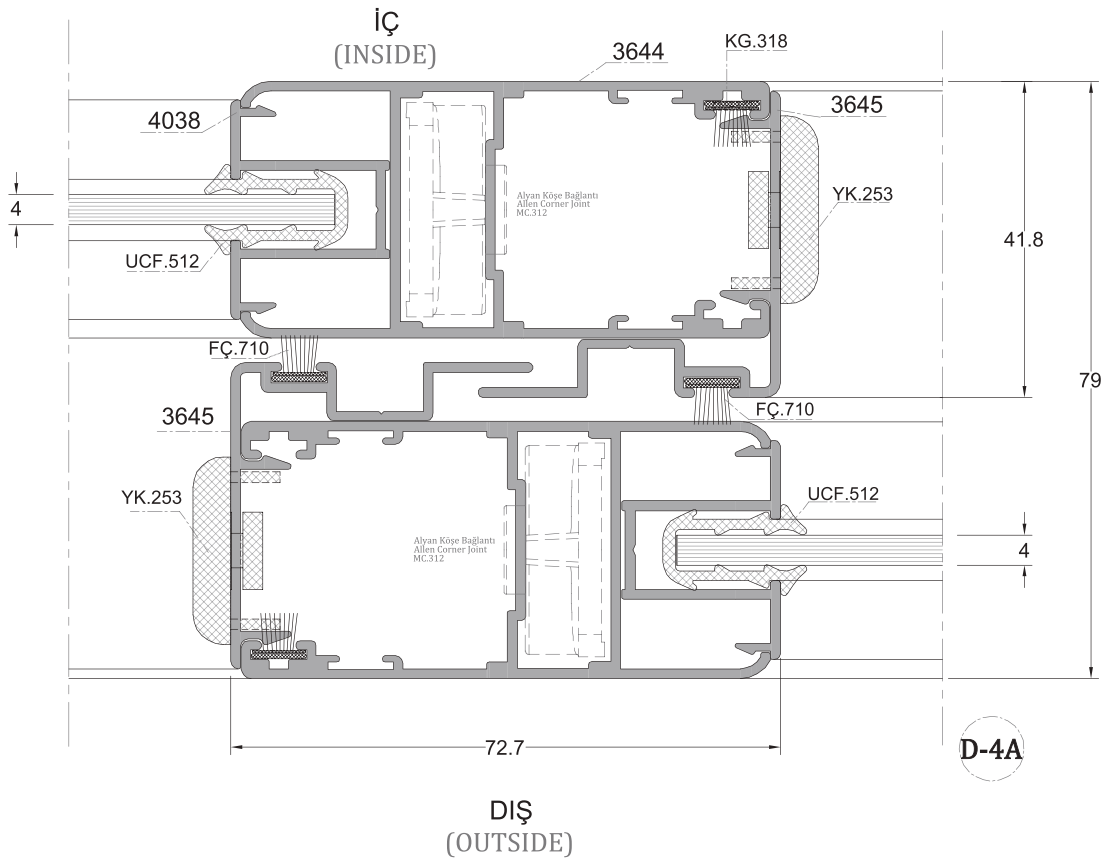
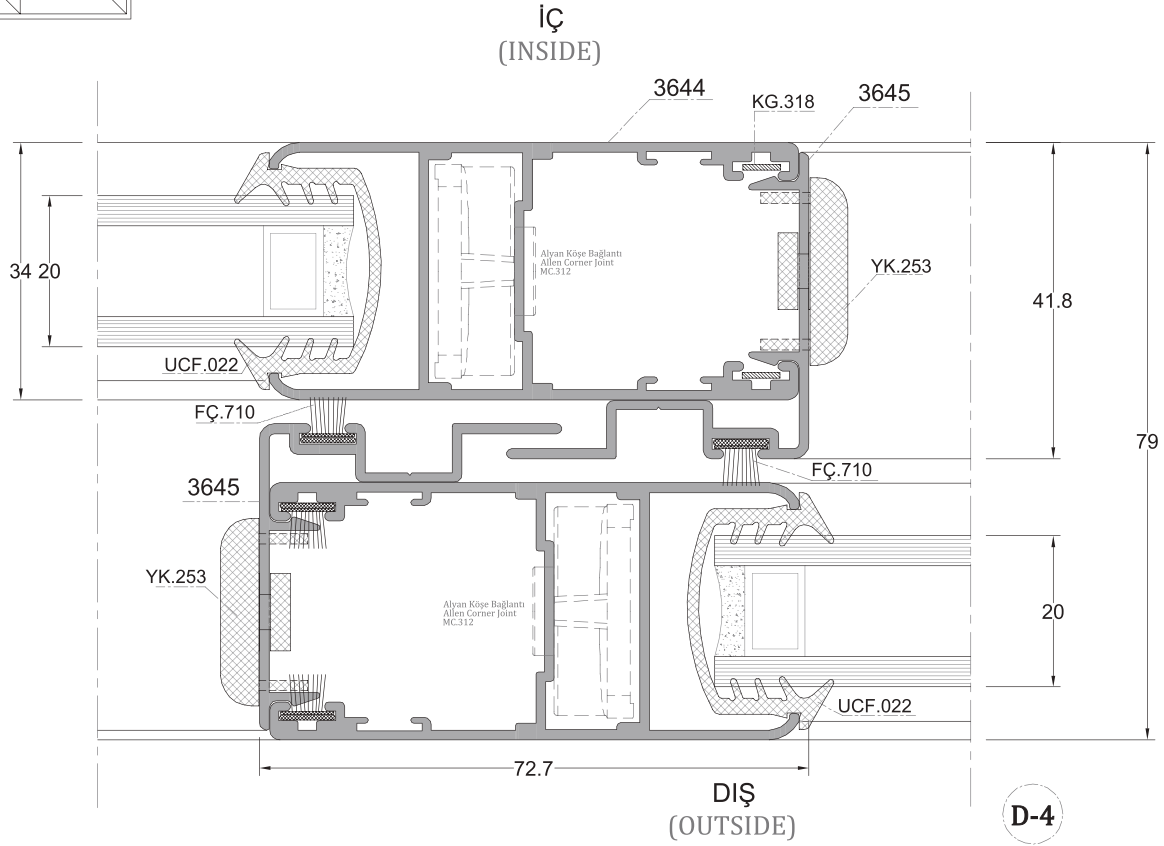
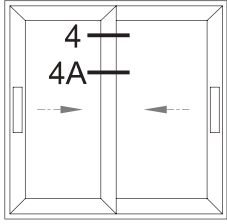


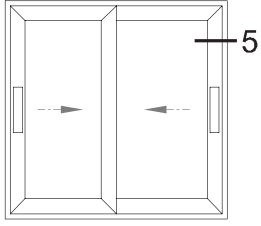
DIŞ
(OUTSIDE)

D-2

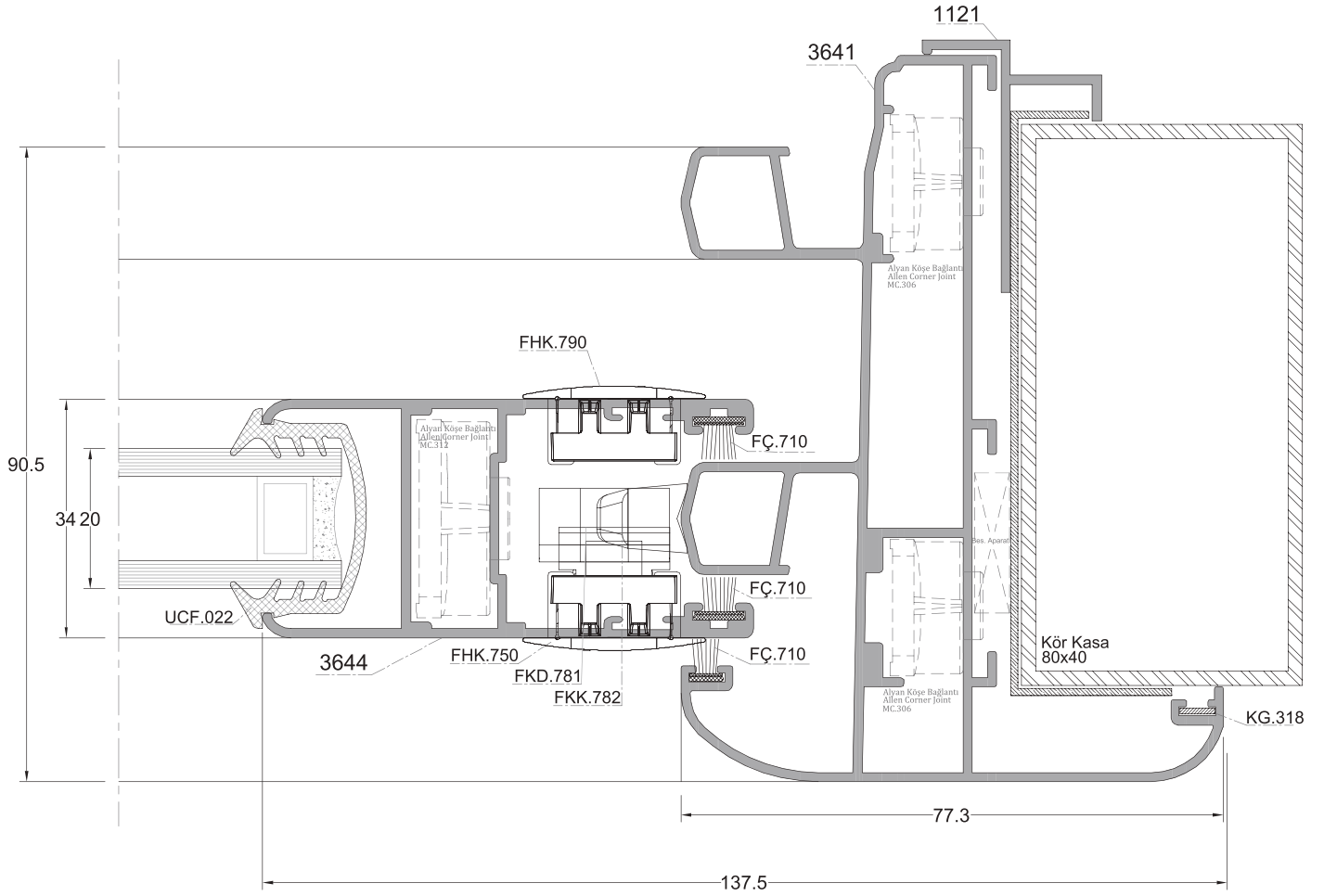


D-3



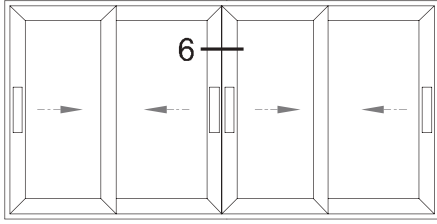


DIŞ
(OUTSIDE)

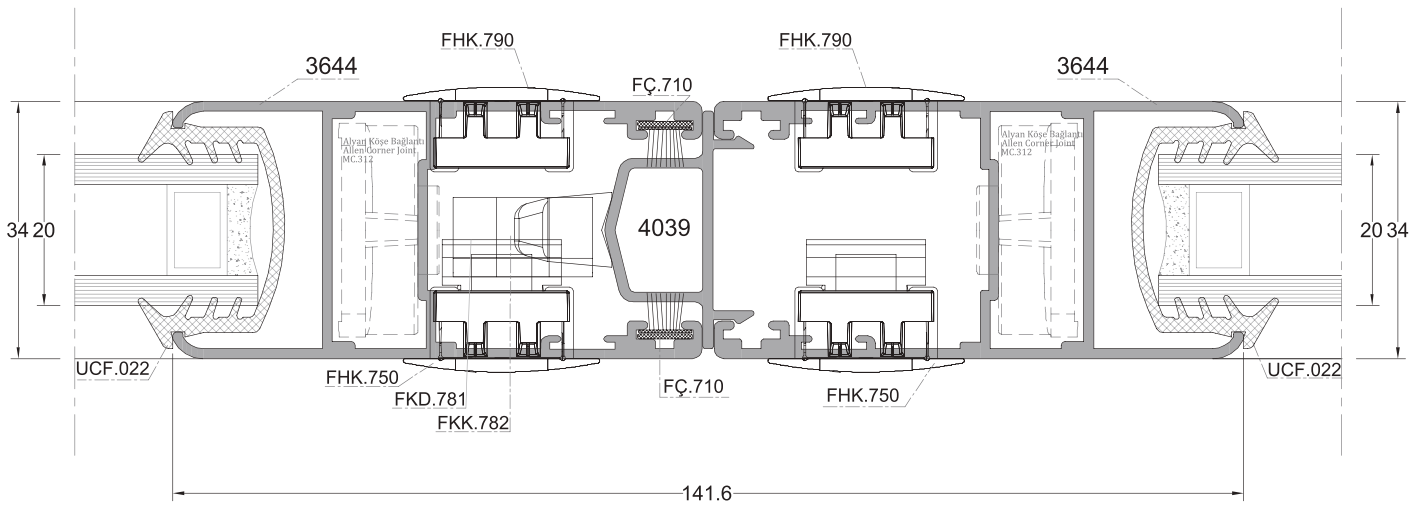


İÇ
(INSIDE)

D-5

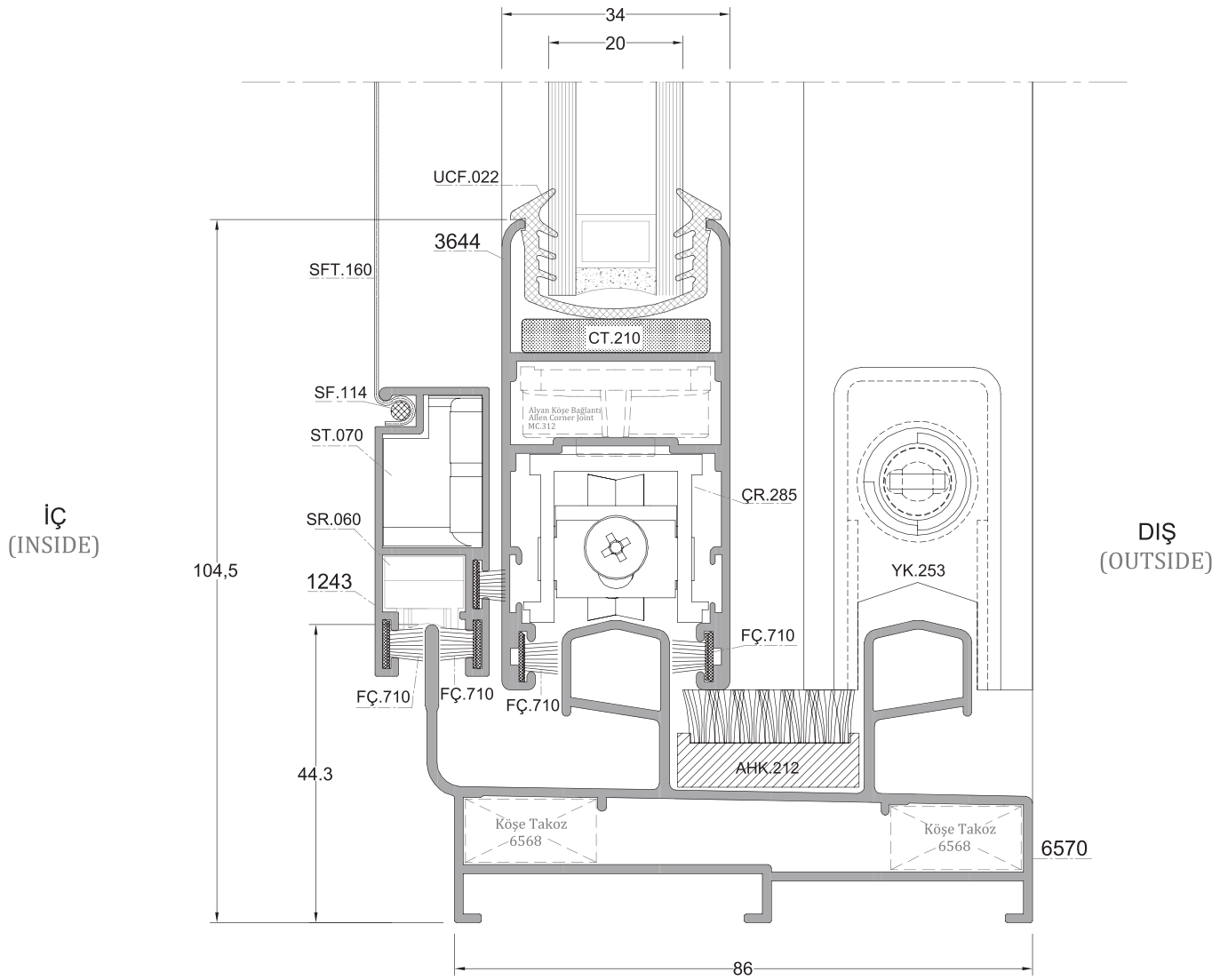
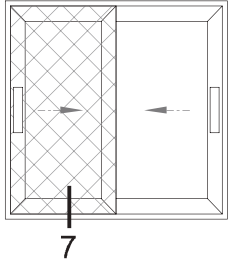


DIŞ
(OUTSIDE)

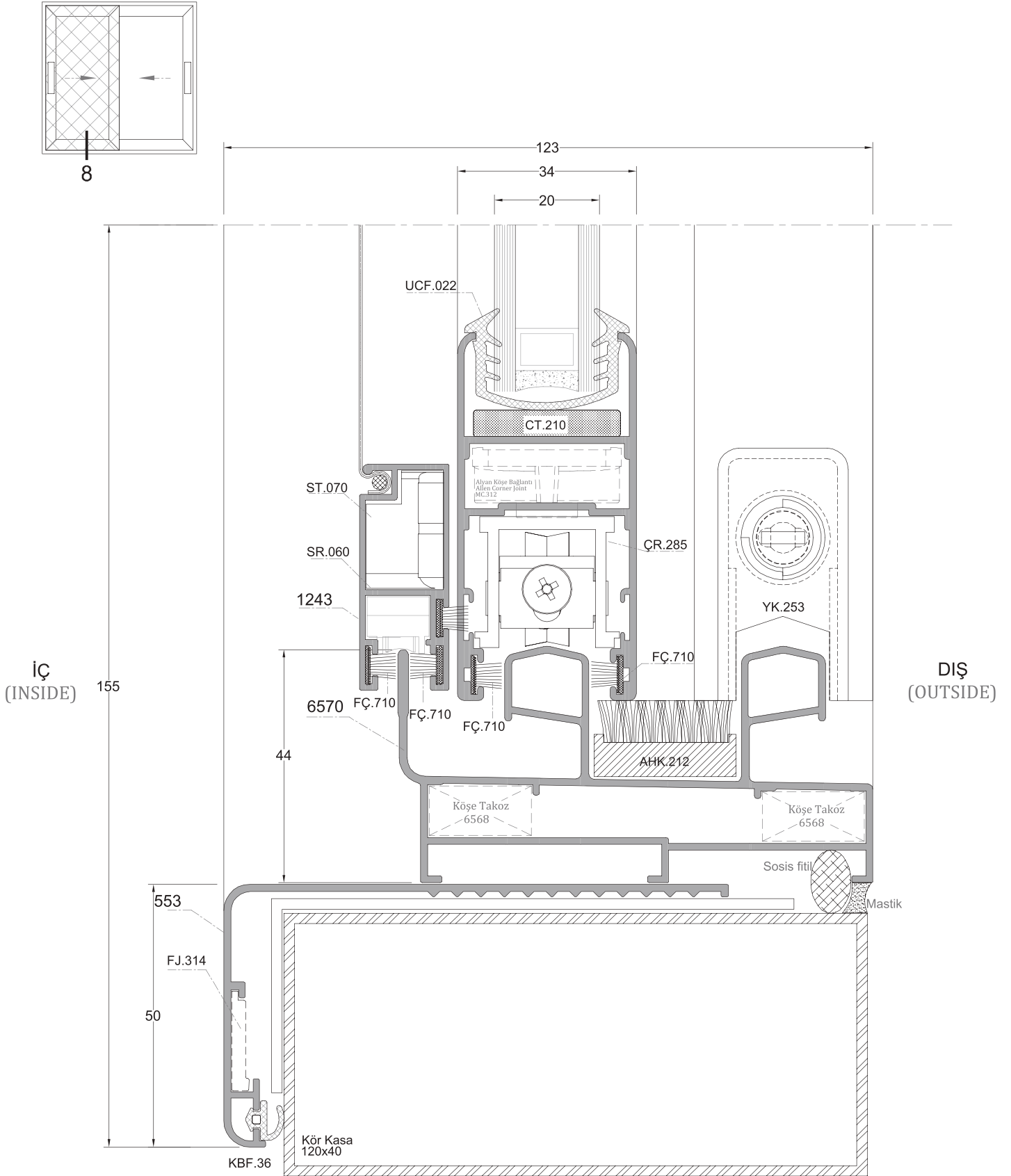


İÇ
(INSIDE)

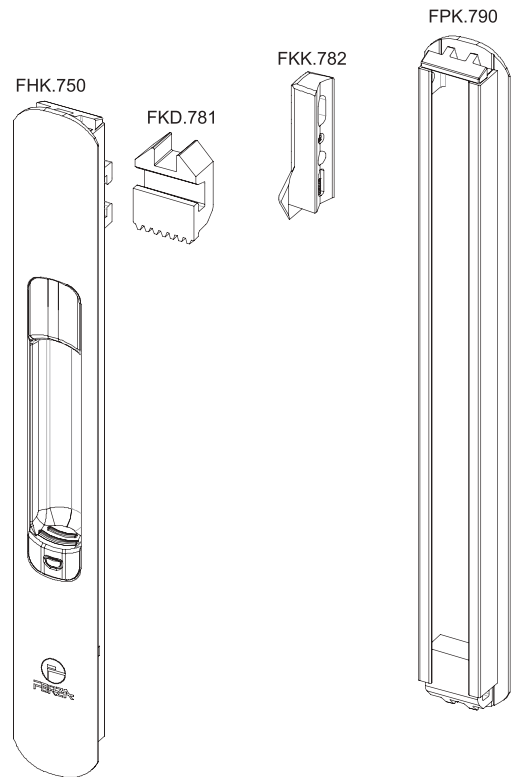

D-6

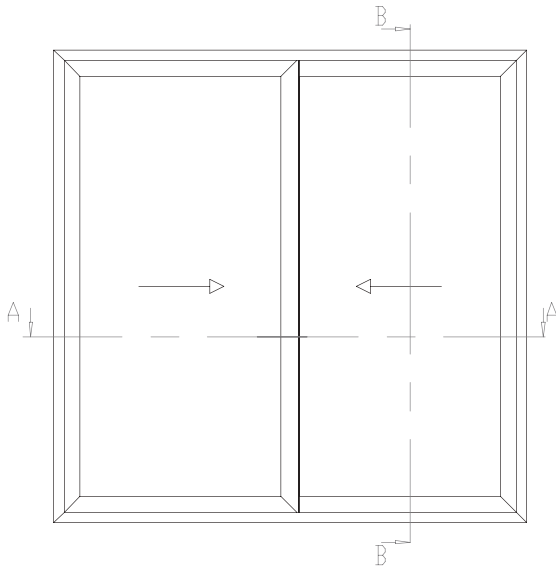


D-7

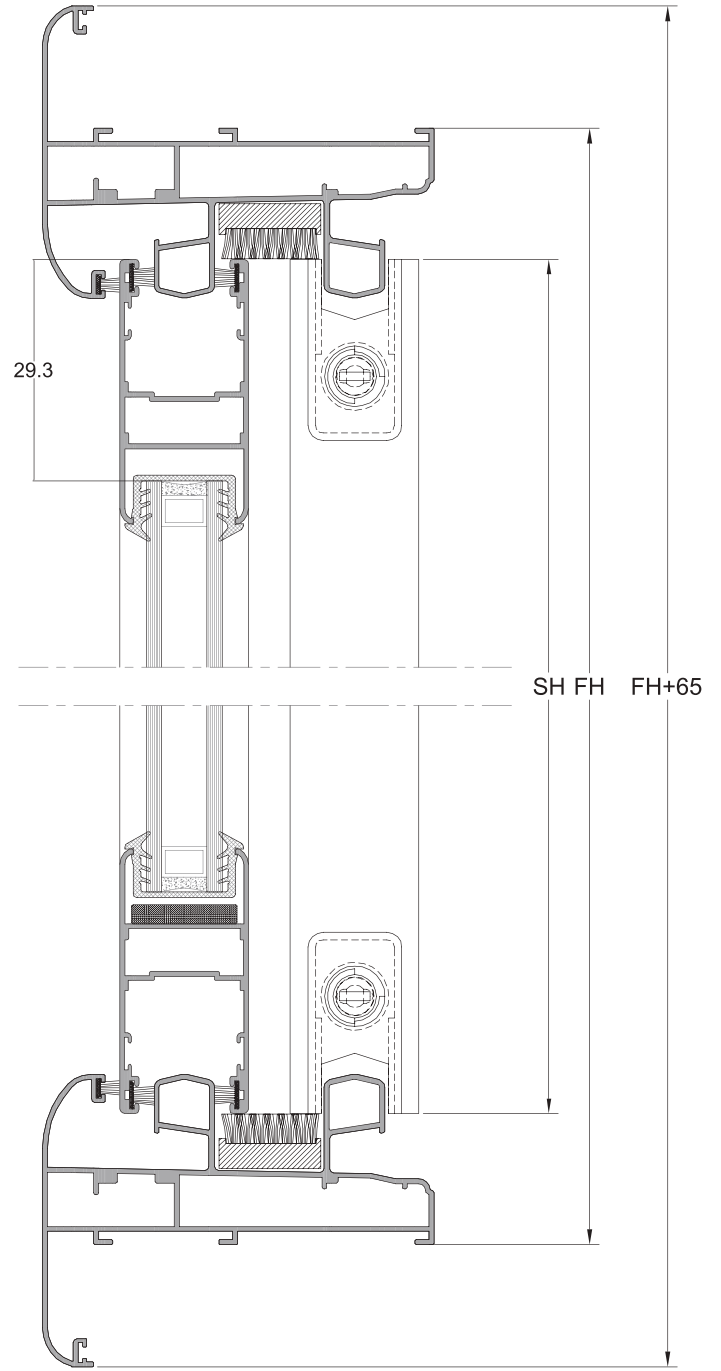


D-8





B-B KESİTİ



PROFİLLER / PROFILES

Kod Code	Çizim Drawing	Kesim Cut	Miktar Quantity	Ölçüler Dimensions
3641 Kasa Frame			2 Pcs / Adet	FL+65
			2 Pcs / Adet	FH+65
3585-3586 Kanat Sash			4Pcs / Adet	SL = (FL/2)
			4Pcs / Adet	SH = FH-70

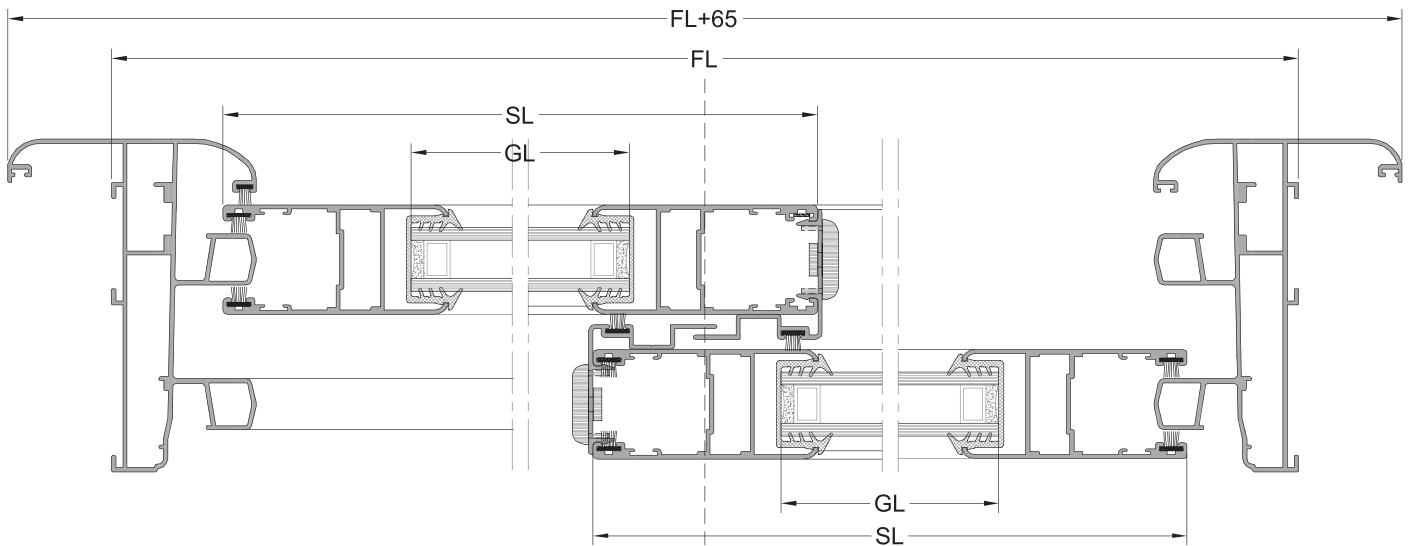
CAM / GLASS

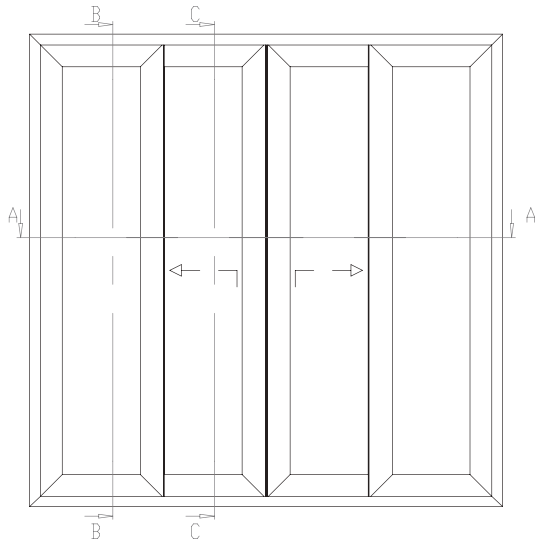
Kod Code	Çizim Drawing	Miktar Quantity	Ölçüler Dimensions
CAM GLASS		2 Pcs / Adet	GL = SL-117
			GH = SH-117

CAM ÖLÇÜLERİ EŞİT KABUL EDİLEREK FORMULİZE EDİLMİŞTİR.

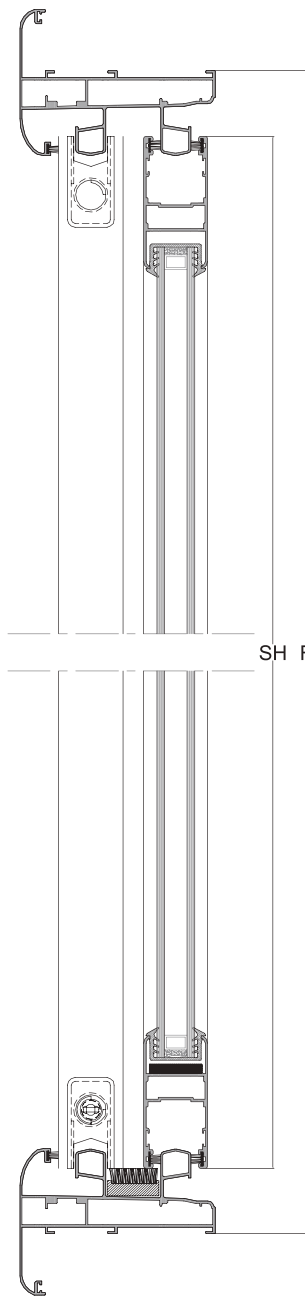
GLASS DIMENSIONS ARE FORMULATED, ACCEPT EQUAL.

A-A KESİTİ

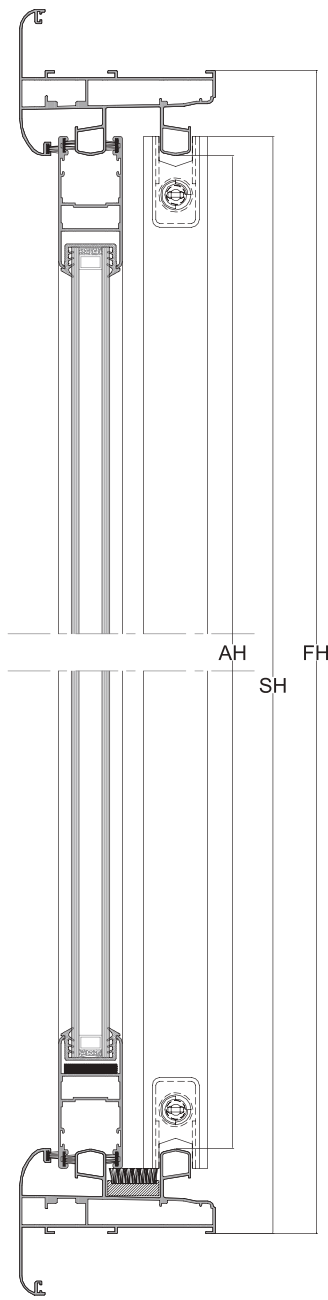




B-B KESİTİ



C-C KESİTİ



PROFİLLER / PROFILES

Kod Code	Çizim Drawing	Kesim Cut	Miktar Quantity	Ölçüler Dimensions
3641 Kasa Frame			2 Pcs / Adet	FL+65
			2 Pcs / Adet	FH+65
3585-3586 Kanat Sash			8Pcs / Adet	$SL = (FL/4)+17.2$
			8Pcs / Adet	SH = FH-70
3585-3586 Kanat Sash			1Pcs / Adet	AH = FH-90

CAM / GLASS

Kod Code	Çizim Drawing	Miktar Quantity	Ölçüler Dimensions
CAM GLASS		4 Pcs / Adet	GL = SL-117
			GH = SH-117

CAM ÖLÇÜLERİ EŞİT KABUL EDİLEREK FORMULİZE EDİLMİŞTİR.

GLASS DIMENSIONS ARE FORMULATED, ACCEPT EQUAL.

A-A KESİTİ

