

---

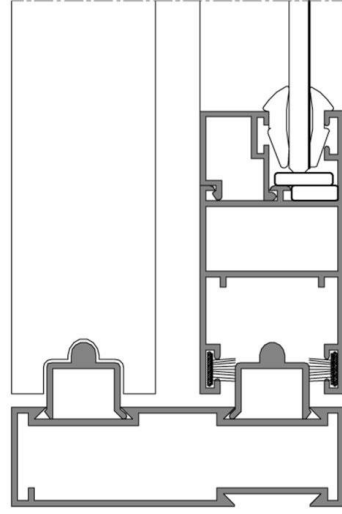
Sürme Sistem  
Sliding System



# TS29

Sürme Sistem  
Sliding System


---



### TEKNİK ÖZELLİKLER / TECHNICAL PROPERTIES



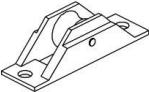
KASA DERİNLİĞİ / FRAME DEPTH	67 mm
KANAT DERİNLİĞİ / SASH DEPTH	29 mm
ET KALINLIĞI / WALL THICKNESS	1,2 – 1,3 mm
MIN/MAX CAM KALINLIĞI / MIN/MAX GLASS THICKNESS	4 - 20 mm
ISI BARIYER / THERMAL BREAK	-

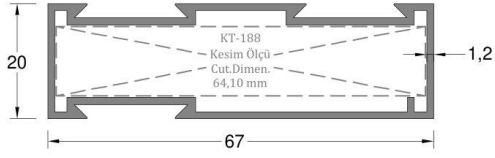
### UYGULAMA SEÇENEKLERİ / APPLICATION OPTIONS



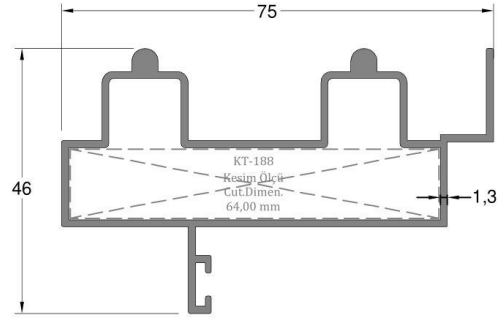
PROFİL KESİTİ PROFILE SECTION	PROFİL KODU PROFILE CODE	PROFİL ADI PROFILE NAME	Jx cm <sup>4</sup>	Jy cm <sup>4</sup>	AĞIRLIK (kg/m) WEIGHT
	130	KASA PROFİLİ FRAME PROFILE	-	-	0,661 kg/mt
	143	KASA PROFİLİ FRAME PROFILE	-	-	0,939 kg/mt
	1242	KASA PROFİLİ FRAME PROFILE	-	-	0,779 kg/mt
	5329	KASA PROFİLİ FRAME PROFILE	-	-	0,858 kg/mt
	258	ORTA KAYIT PROFİLİ MULLION PROFILE	-	-	0,518 kg/mt
	132	KANAT PROFİLİ SASH PROFILE	-	-	0,618 kg/mt
	135	KENET PROFİLİ INTERLOCKING PROFILE	-	-	0,261 kg/mt
	12037	SİNEKLİK PROFİLİ SCREENING PROFILE	-	-	0,534 kg/mt
	1243	SİNEKLİK PROFİLİ SCREENING PROFILE	-	-	0,434 kg/mt
	131	RAY PROFİLİ RAIL PROFILE	-	-	0,166 kg/mt
	290	RAY PROFİLİ RAIL PROFILE	-	-	0,140 kg/mt
	1240	RAY PROFİLİ RAIL PROFILE	-	-	0,285 kg/mt
	136	ADAPTÖR PROFİLİ ADAPTER PROFILE	-	-	0,131 kg/mt
	134	ADAPTÖR PROFİLİ ADAPTER PROFILE	-	-	0,302 kg/mt
	137	ORTA ADAPTÖR PROFİLİ MULLION ADAPTER PROFILE	-	-	0,160 kg/mt
	1241	PERVAZ PROFİLİ SILL PROFILE	-	-	0,390 kg/mt
	138	ÇİTA PROFİLİ BEAD PROFILE	-	-	0,173 kg/mt
	188	BAĞLANTI PROFİLİ CONNECTION PROFILE	-	-	0,537 kg/mt
	141	ORTA KAYIT BAĞLANTI PROFİLİ MULLION CONNECTION PROFILE	-	-	0,346 kg/mt
	413	KÖŞE TAKOZ PROFİLİ CORNER WEDGE PROFILE	-	-	3,667 kg/mt

AKSESUAR ACCESSORY	STOK KODU REFERENCE CODE	AKSESUAR ADI DESCRIPTION	AKSESUAR KODU PRODUCT CODE	PAKET PACK
	03 011230	İÇ CAM FİTİLİ (EPDM) INNER GLAZING GASKET	TS29-İCF.30	330 mt / paket 10 kg/mt
	03 011231	İÇ CAM FİTİLİ (EPDM) INNER GLAZING GASKET	TS29-İCF.40	205 mt / paket 10 kg/mt
	03 010732	İÇ CAM FİTİLİ (EPDM) INNER GLAZING GASKET	TS29-İCF.50	175 mt / paket 10 kg/mt
	03 070103	KAMA FİTİLİ 2300(3MM) SPLINE GASKET 2300 (3MM)	TS29-KMF.03	200 mt / paket 10 kg/mt
	03 070101	KAMA FİTİLİ 2209 (4MM) SPLINE GASKET 2209 (4 MM)	TS29-KMF.04	140 mt / paket 10 kg/mt
	06 140100	MINİ CAM TAKOZU (2.5X12X24 mm) GLAZING WEDGE (2.5 mm)	TS29-CT.100	1 pk / 1000ad
	03 050707	FİRÇA FİTİLİ (6.8 - 5.5 mm) WEATHER STRIP (6.8 - 5.5 mm)	TS29-FÇ.707	400 mt / pk
	01 050301	YAYLI TETİK KOL (ELOKSALLI) TRIGGER HANDLE WITH SPRING (ANODIZED)	TS29-YTK.301	1 pk / 10ad
	01 050302	YAYLI TETİK KOL (BEYAZ) TRIGGER HANDLE WITH SPRING (WHITE)	TS29-YTK.302	1 pk / 10ad
	01 050303	YAYLI TETİK KOL (RENKLI) TRIGGER HANDLE WITH SPRING (COLORED)	TS29-YTK.303	1 pk / 10ad
	01 050304	KİLİTLİ TETİK KOL (BEYAZ) LOCKED TRIGGER HANDLE (WHITE)	TS29-KTK.304	1 pk / 10ad
	01 050305	KİLİTLİ TETİK KOL (ELOKSALLI) LOCKED TRIGGER HANDLE (ANODIZED)	TS29-KTK.305	1 pk / 10ad
	01 110107	TEKLİ RULMAN SARI SINGLE ROLLER (GOLDEN)	TS29-SRG.107	1 pk / 50ad
	01 110112	ÇİFTLİ RULMAN SARI DOUBLE ROLLER (GOLDEN)	TS45-DRG.112	1 pk / 50ad
	01 050750	FORZA YAYLI HAVUZ KOL (SİYAH) FORZA RECESSED HANDLE AUTOMATIC (BLACK)	TS29-FHK.750	1 pk / 40ad
	01 050751	FORZA YAYLI HAVUZ KOL (BEYAZ) FORZA RECESSED HANDLE AUTOMATIC (WHITE)	TS29-FHK.751	1 pk / 40ad
	01 050752	FORZA YAYLI HAVUZ KOL (NATUREL) FORZA RECESSED HANDLE AUTOMATIC (NATURAL)	TS29-FHK.752	1 pk / 40ad
	01 050753	FORZA YAYLI HAVUZ KOL (ANTRASİT) FORZA RECESSED HANDLE AUTOMATIC (ANTHRACITE)	TS29-FHK.753	1 pk / 40ad
	01 050760	FORZA MANUEL HAVUZ KOL (SİYAH) FORZA RECESSED HANDLE MANUEL (BLACK)	TS29-FHK.760	1 pk / 40ad
	01 050761	FORZA MANUEL HAVUZ KOL (BEYAZ) FORZA RECESSED HANDLE MANUEL (WHITE)	TS29-FHK.761	1 pk / 40ad
	01 050762	FORZA MANUEL HAVUZ KOL (NATUREL) FORZA RECESSED HANDLE MANUEL (NATURAL)	TS29-FHK.762	1 pk / 40ad
	01 050763	FORZA MANUEL HAVUZ KOL (ANTRASİT) FORZA RECESSED HANDLE MANUEL (ANTHRACITE)	TS29-FHK.763	1 pk / 40ad

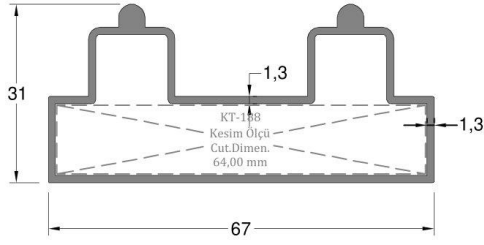
AKSESUAR ACCESSORY	STOK KODU REFERENCE CODE	AKSESUAR ADI DESCRIPTION	AKSESUAR KODU PRODUCT CODE	PAKET PACK
	01 050770	FORZA ANAHTARLI HAVUZ KOL (SİYAH) FORZA RECESSED HANDLE LOCK WITH KEY (BLACK)	TS29-FHK.770	1 pk / 40ad
	01 050771	FORZA ANAHTARLI HAVUZ KOL (BEYAZ) FORZA RECESSED HANDLE LOCK WITH KEY (WHITE)	TS29-FHK.771	1 pk / 40ad
	01 050772	FORZA ANAHTARLI HAVUZ KOL (NATÜREL) FORZA RECESSED HANDLE LOCK WITH KEY (NATURAL)	TS29-FHK.772	1 pk / 40ad
	01 050773	FORZA ANAHTARLI HAVUZ KOL (ANTRASİT) FORZA RECESSED HANDLE LOCK WITH KEY (ANTHRACITE)	TS29-FHK.773	1 pk / 40ad
	01 050790	FORZA PASİF HAVUZ KOL (SİYAH) FORZA RECESSED FINGER PULL HANDLE (BLACK)	TS29-FHK.790	1 pk / 40 ad
	01 050791	FORZA PASİF HAVUZ KOL (BEYAZ) FORZA RECESSED FINGER PULL HANDLE (WHITE)	TS29-FHK.791	1 pk / 40 ad
	01 050792	FORZA PASİF HAVUZ KOL (NATÜREL) FORZA RECESSED FINGER PULL HANDLE (NATURAL)	TS29-FHK.792	1 pk / 40 ad
	01 050793	FORZA PASİF HAVUZ KOL (ANTRASİT) FORZA RECESSED FINGER PULL HANDLE (NATURAL)	TS29-FHK.753	1 pk / 40 ad
	01 050785	FORZA KİLİT DİLİ (SAC) FORZA HOOK (SHEET)	TS29-FKD.785	1 pk / 40 ad
	01 050782	FORZA KİLİT KARŞILIĞI (ZAMAK) FORZA STRIKER (ZAMAK)	TS29-FKK.782	1 pk / 40 ad
	04 105018	SİNEKLİK HAVUZ KOL SCREENING ROLLER	TS29-SHK.018	100 ad / paket
	04 100120	SİNEKLİK KÖŞE BAĞLANTI SCREENING CORNER CONNECTION	TS29-SÇ.150	4 ad / paket
	04 105070	SİNEKLİK KÖŞE TAKOZ SCREENING CORNER WEDGE	TS29 - ST.070	100 ad / paket
	04 105060	SİNEKLİK RULMAN SCREENING ROLLER	TS29 - SR.060	100 ad / paket
	03 020114	SİNEKLİK FITİLİ (4 mm) SCREENING GASKET (4 mm)	TS29 - SF.114	100 mt / paket
	03 020115	SİNEKLİK FITİLİ (5 mm) SCREENING GASKET (5 mm)	TS29 - SF.115	
	03 020116	SİNEKLİK FITİLİ (6 mm) SCREENING GASKET (6 mm)	TS29 - SF.116	
	04 060080 - 80cm	SİNEKLİK TÜLÜ SCREENING NET	TS29 - STF.80	24 <sup>2</sup> m / paket
	04 060100 - 100cm		TS29 - STF.100	30 <sup>2</sup> m / paket
	04 060120 - 120cm		TS29 - STF.120	36 <sup>2</sup> m / paket
	04 060140 - 140cm		TS29 - STF.140	44 <sup>2</sup> m / paket
	04 060160 - 160cm		TS29 - STF.160	48 <sup>2</sup> m / paket



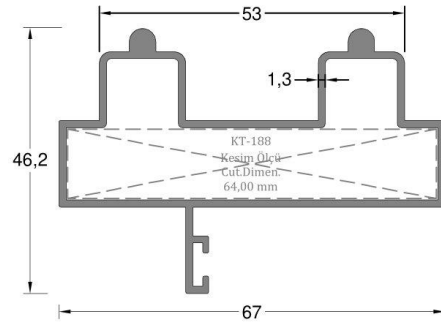
Kasa Profili	Profil Kodu	(kg/mt)
FRAME PROFILE	Profile Code	Weight
	130	0,661



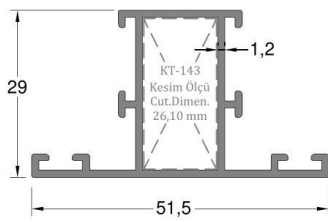
Kasa Profili	Profil Kodu	(kg/mt)
FRAME PROFILE	Profile Code	Weight
	143	0,939



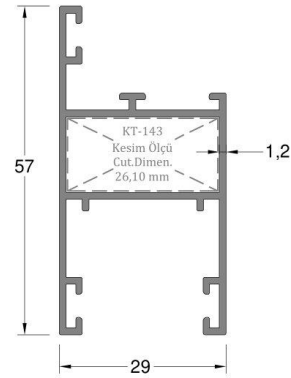
Kasa Profili	Profil Kodu	(kg/mt)
FRAME PROFILE	Profile Code	Weight
	1242	0,779



Kasa Profili	Profil Kodu	(kg/mt)
FRAME PROFILE	Profile Code	Weight
	5329	0,858

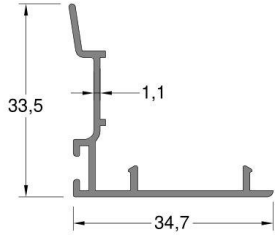


Orta Kayıt Profili	Profil Kodu	(kg/mt)
MULLION PROFILE	Profile Code	Weight
	258	0,518

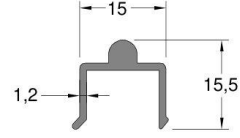


Kanat Profili	Profil Kodu	(kg/mt)
SASH PROFILE	Profile Code	Weight
	132	0,618

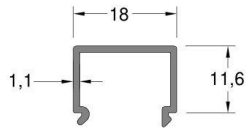
\*\* Her profil için minimum sipariş 300 kg'dır.  
\*\* Minimum order quantity is 300 kg per profile.



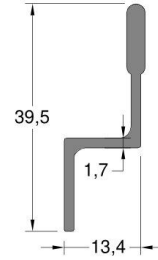
Kenet Profili	Profil Kodu	(kg/mt)
INTERLOCKING PROFILE	Profile Code	Weight
	135	0,261



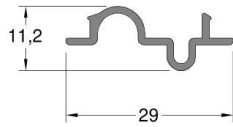
Ray Profili	Profil Kodu	(kg/mt)
RAIL PROFILE	Profile Code	Weight
	131	0,166



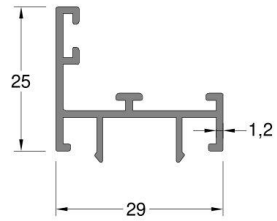
Ray Profili	Profil Kodu	(kg/mt)
RAIL PROFILE	Profile Code	Weight
	290	0,140



Ray Profili	Profil Kodu	(kg/mt)
RAIL PROFILE	Profile Code	Weight
	1240	0,285

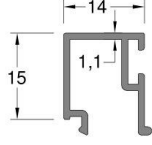


Orta Adaptör Profili	Profil Kodu	(kg/mt)
MULLION ADAPTER PROFILE	Profile Code	Weight
	137	0,160

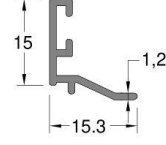


Adaptör Profili	Profil Kodu	(kg/mt)
ADAPTER PROFILE	Profile Code	Weight
	134	0,302

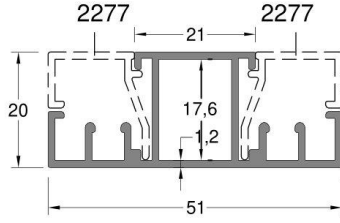
\*\* Her profil için minimum sipariş 300 kg'dır.  
\*\* Minimum order quantity is 300 kg per profile.



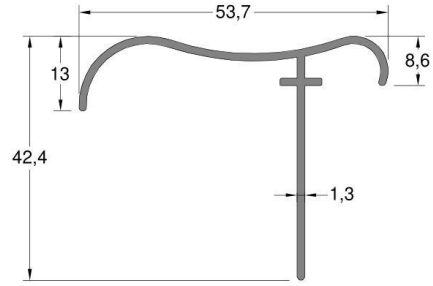
Çıta Profili	Profil Kodu	(kg/mt)
BEAD PROFILE	Profile Code	Weight
	138	0,173



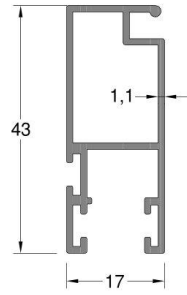
Çıta Profili	Profil Kodu	(kg/mt)
BEAD PROFILE	Profile Code	Weight
	136	0,131



Sineklik Profili	Profil Kodu	(kg/mt)
SCREENING PROFILE	Profile Code	Weight
	12037	0,534



Pervaz Profili	Profil Kodu	(kg/mt)
SILL PROFILE	Profile Code	Weight
	1241	0,390

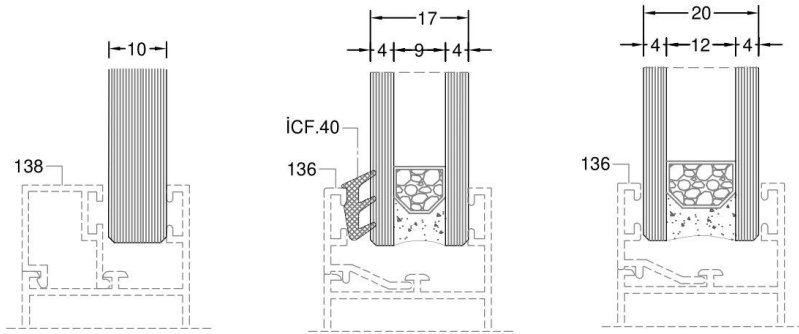
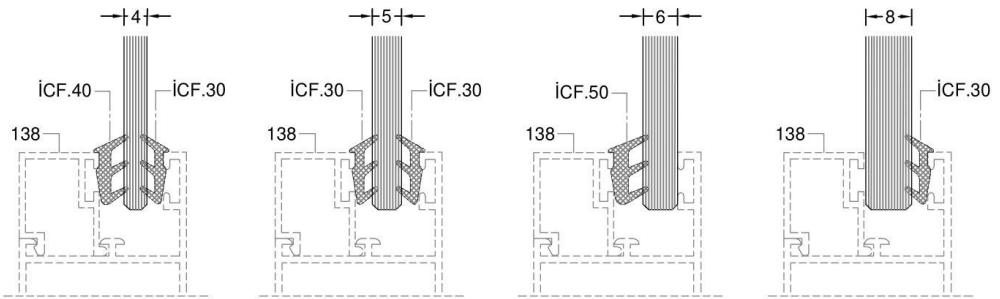
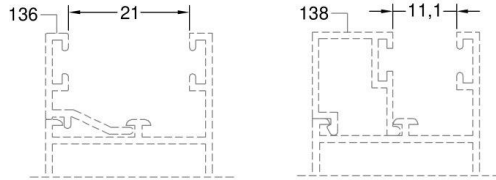


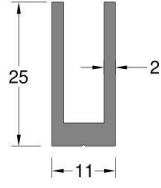
Sineklik Profili	Profil Kodu	(kg/mt)
SCREENING PROFILE	Profile Code	Weight
	1243	0,434

\*\* Her profil için minimum sipariş 300 kg'dır.  
\*\* Minimum order quantity is 300 kg per profile.

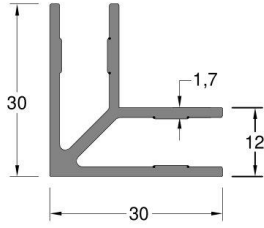


CAM ÇİTASI GLAZING BEAD (G)	CAM ÇİTASI UZUNLUĞU GLAZING BEAD LENGTH (L)	İÇ CAM FİTİLİ GLAZING GASKET(INSIDE) (I)	CAM KALINLIĞI GLASS THICKNESS (T)	DIŞ CAM FİTİLİ GLAZING GASKET (OUTSIDE) (O)
138	14 mm	İCF.40	4 mm	İCF.30
138	14 mm	İCF.30	5 mm	İCF.30
138	14 mm	İCF.50	6 mm	-
138	14 mm	-	8 mm	İCF.30
138	14 mm	-	10 mm	-
136	14 mm	İCF.40	17 mm	-
136	14 mm	-	20 mm	-



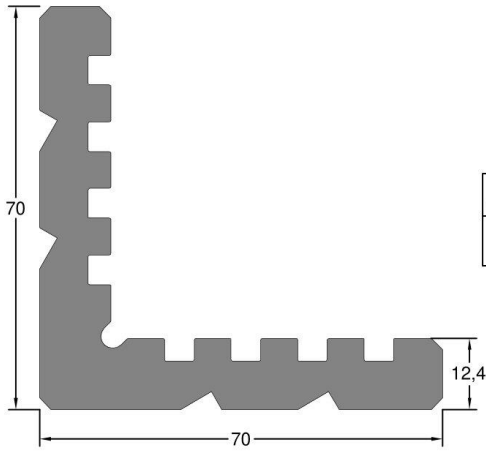


Dik Bağlantı Profili MULLION CONNECTION PROFILE	Profil Kodu Profile Code	(kg/mt) Weight
	141	0,346



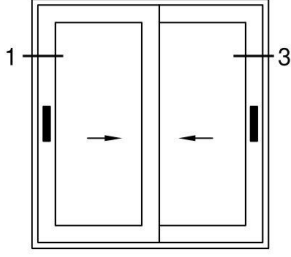
Köşe Çavuş Bağlantı Profili CORNER JOINT PROFILE	Profil Kodu Profile Code	(kg/mt) Weight
	188	0,537

Köşe Takozu Profil Kodu Corner Wedge Profile Code	Kullanıldığı Profil Compatible Profile	Kesim Boyu (mm) Cutting Length (mm)
188	130	63,90 mm
	143	64,00 mm
	1242	64 mm
	5329	64 mm
	12037	17,1 mm

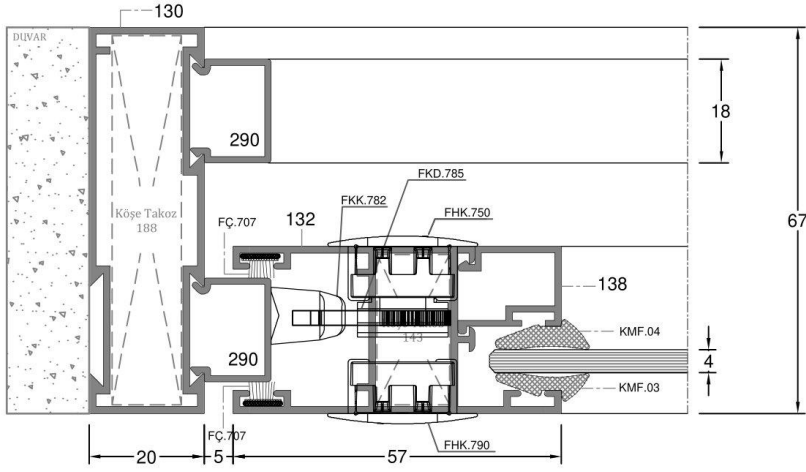


Köşe Takoz Profili CORNER WEDGE PROFILE	Profil Kodu Profile Code	(kg/mt) Weight
	413	3,667

Köşe Takozu Profil Kodu Corner Wedge Profile Code	Kullanıldığı Profil Compatible Profile	Kesim Boyu (mm) Cutting Length (mm)
413	132	26,1 mm
	258	26,1 mm

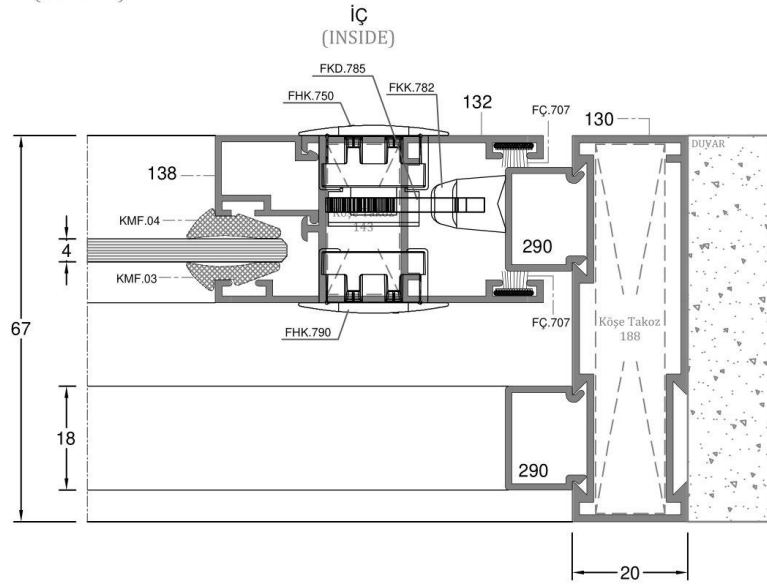


İÇ  
(INSIDE)



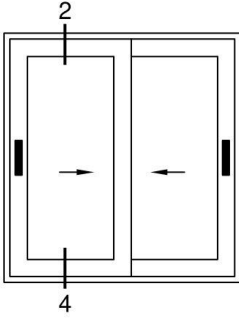
D-1

DİŞ  
(OUTSIDE)

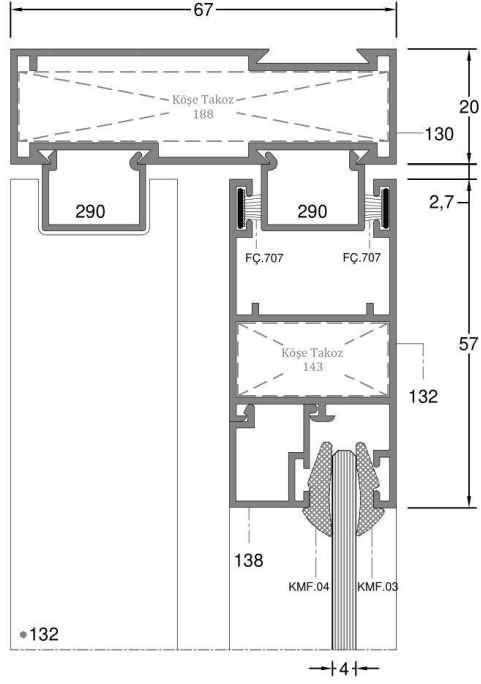


D-3

DİŞ  
(OUTSIDE)



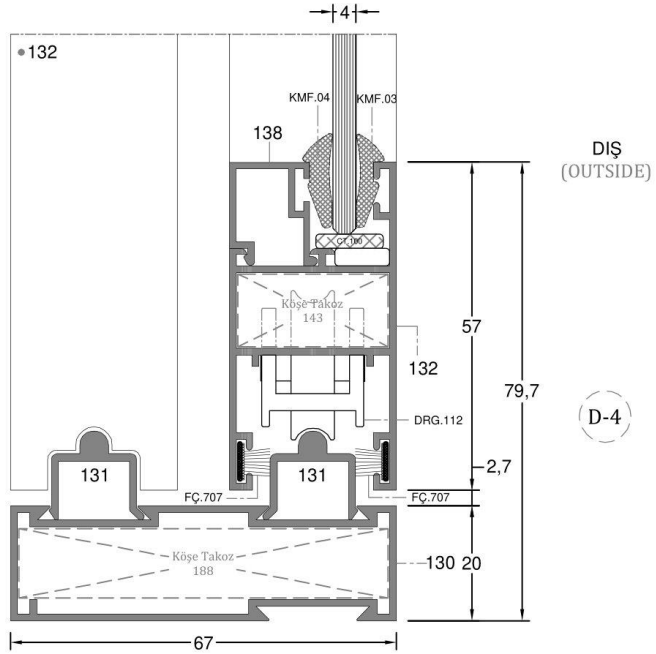
iÇ  
(INSIDE)



D-2

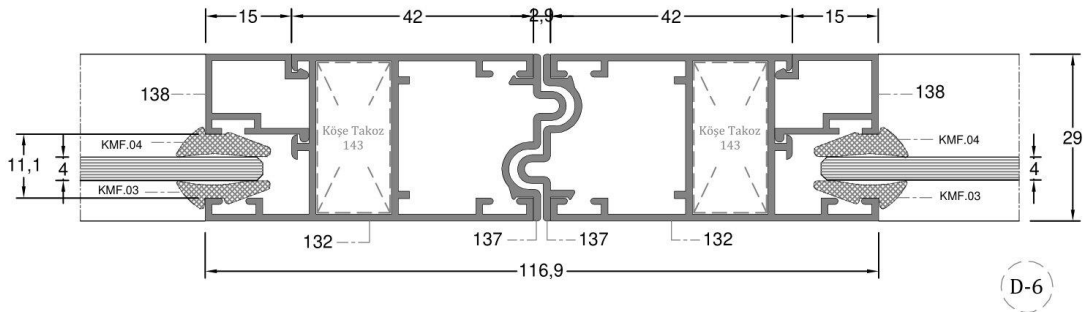
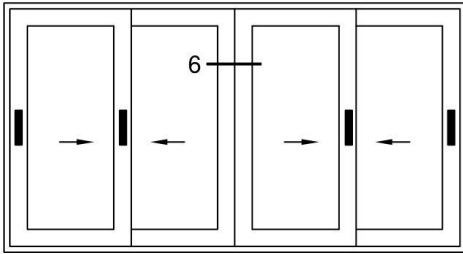
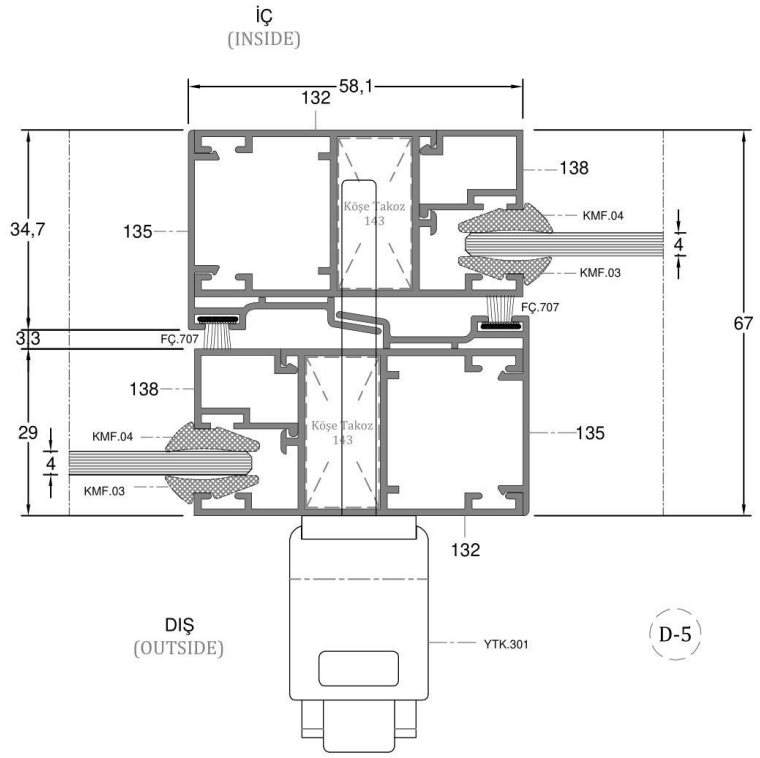
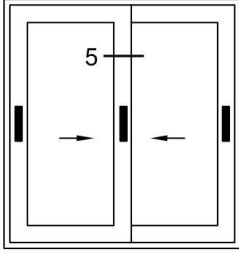
DIŞ  
(OUTSIDE)

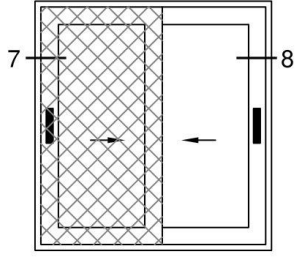
iÇ  
(INSIDE)



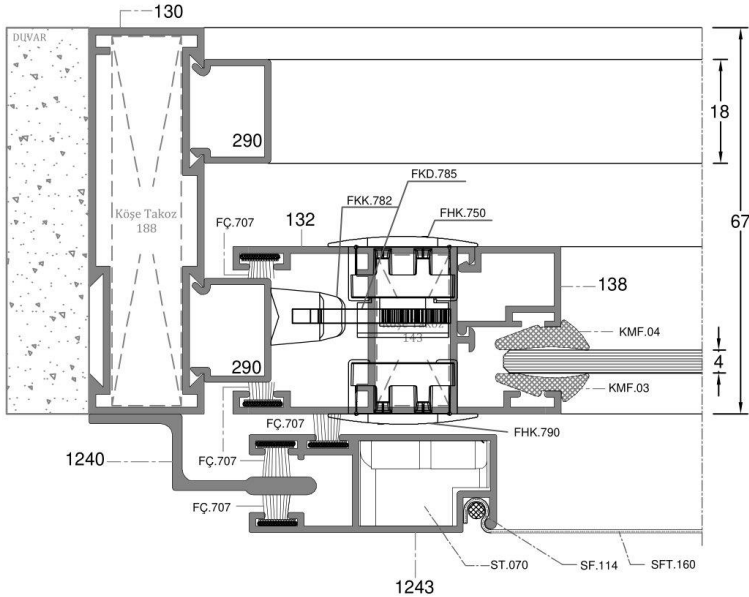
DIŞ  
(OUTSIDE)

D-4





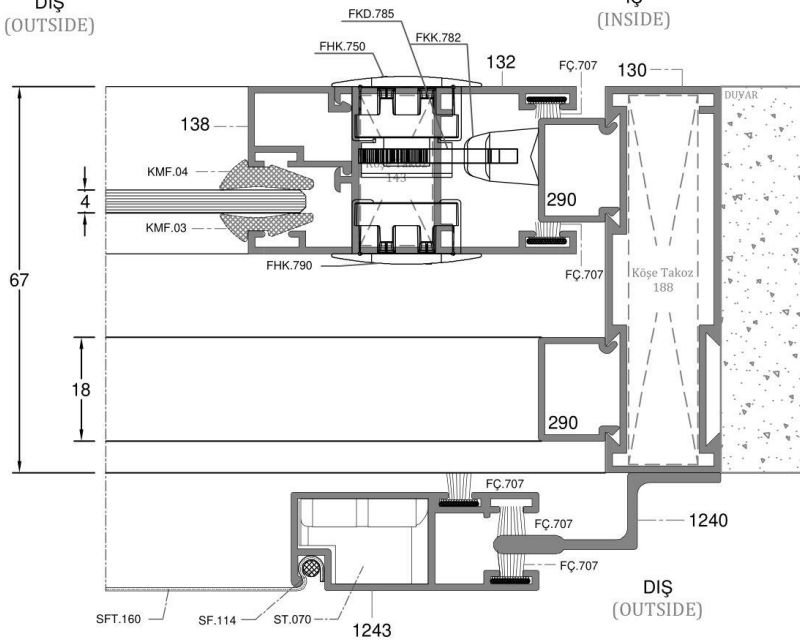
iÇ  
(INSIDE)



D-7

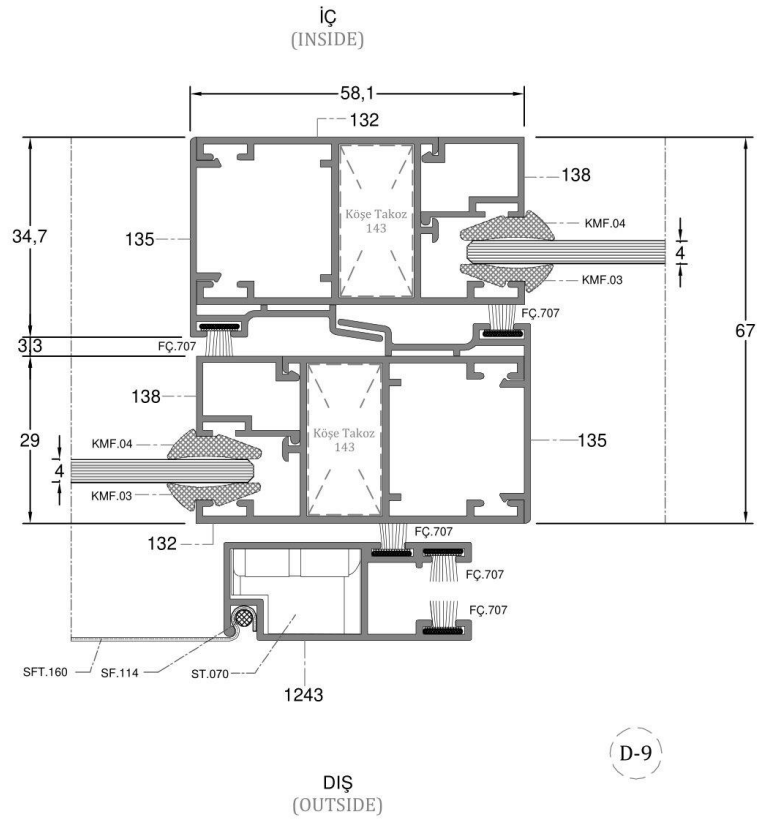
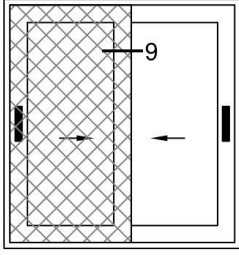
DIŞ  
(OUTSIDE)

iÇ  
(INSIDE)

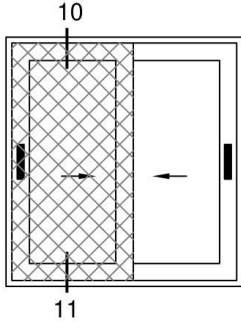


D-8

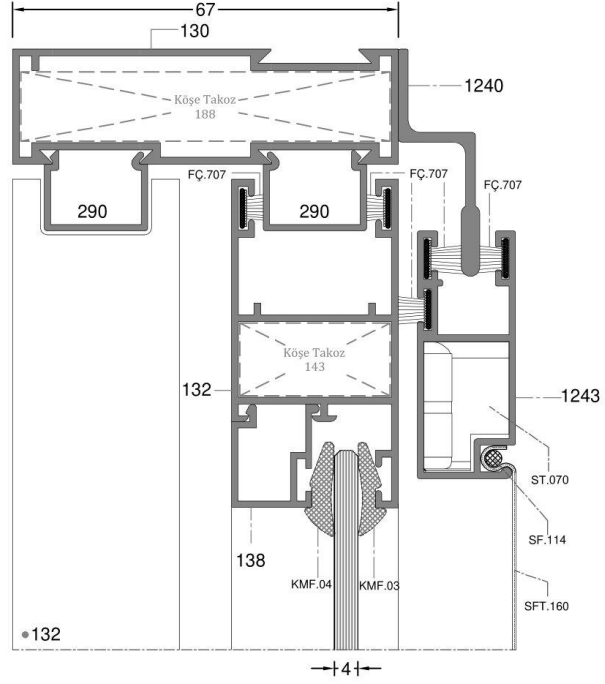
DIŞ  
(OUTSIDE)







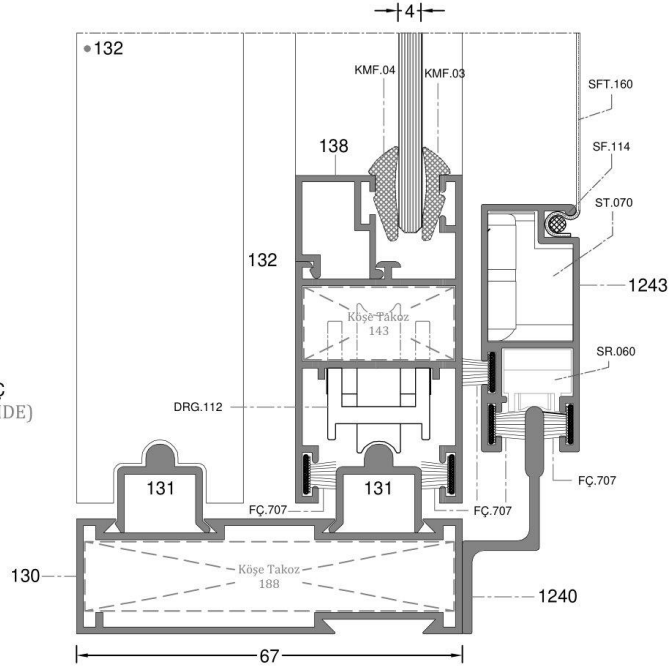
iÇ  
(INSIDE)



D-10

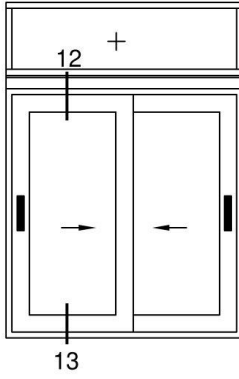
DIŞ  
(OUTSIDE)

iÇ  
(INSIDE)

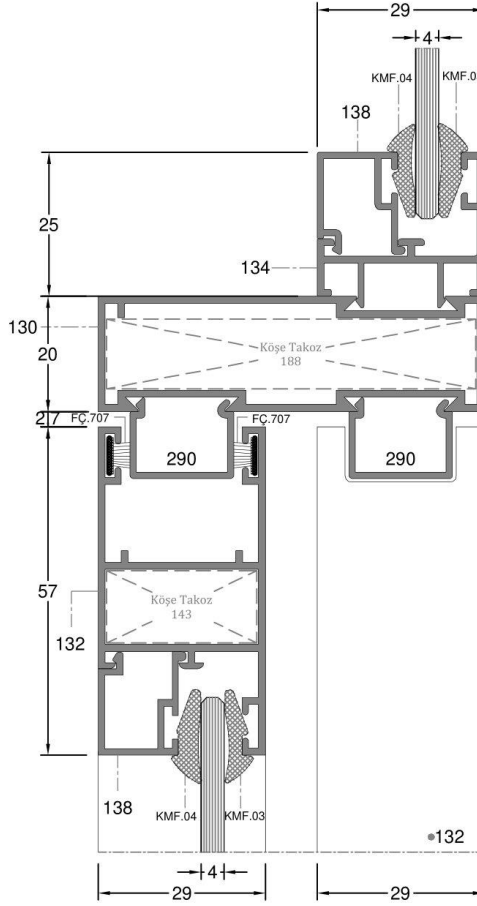


DIŞ  
(OUTSIDE)

D-11



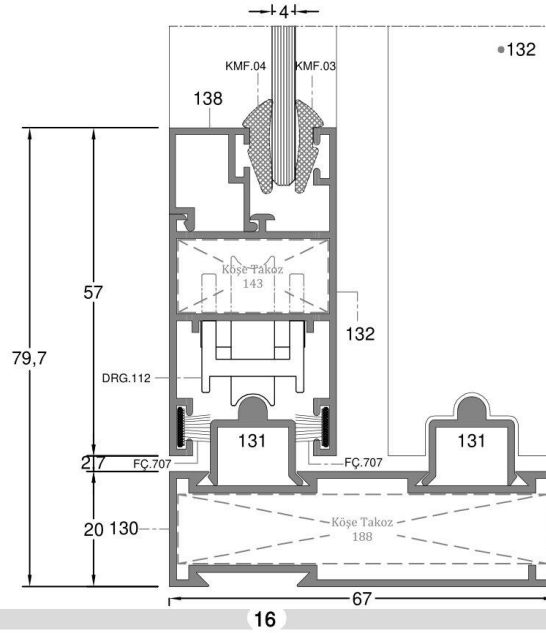
iÇ  
(INSIDE)



DIŞ  
(OUTSIDE)

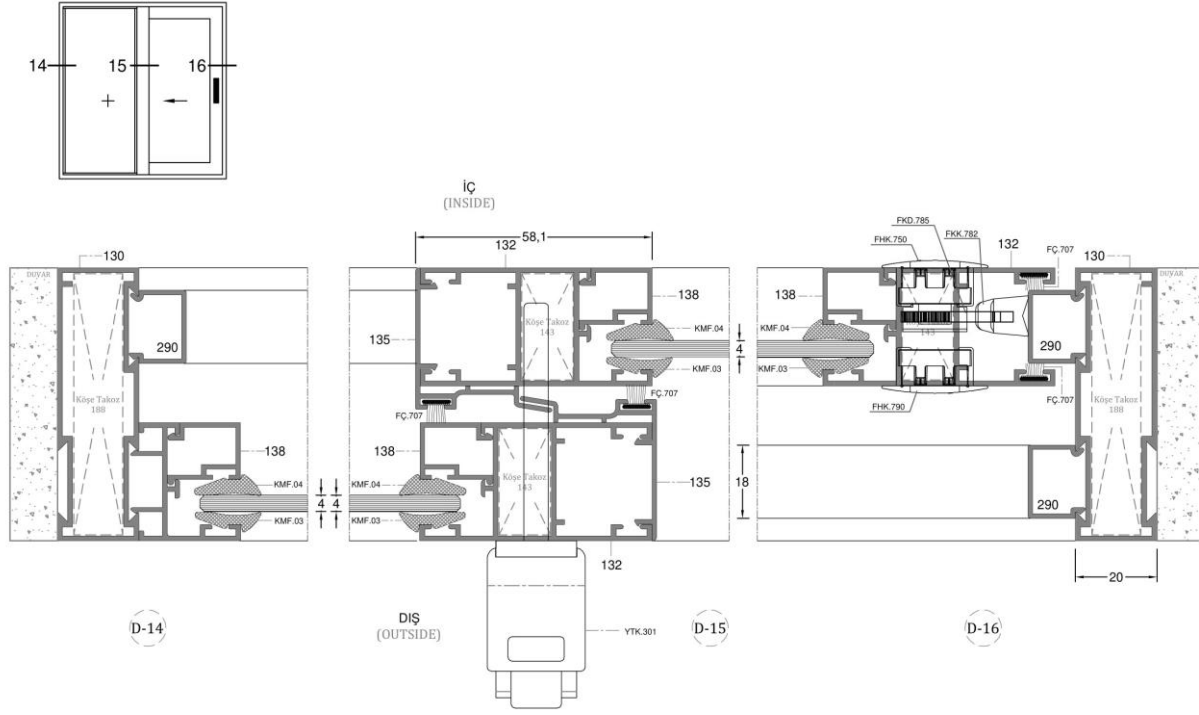
D-12

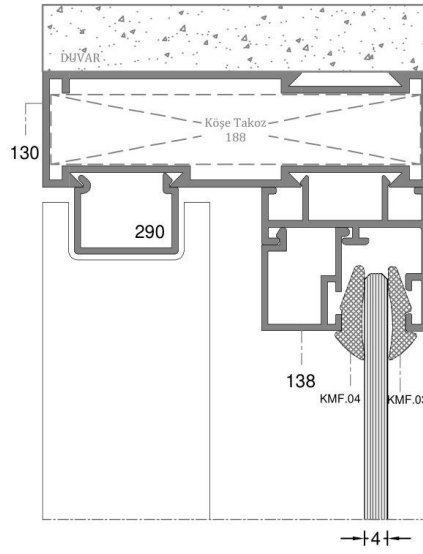
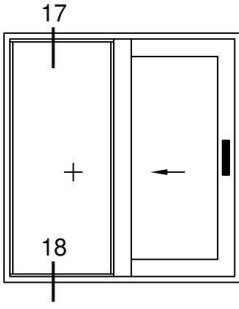
iÇ  
(INSIDE)



DIŞ  
(OUTSIDE)

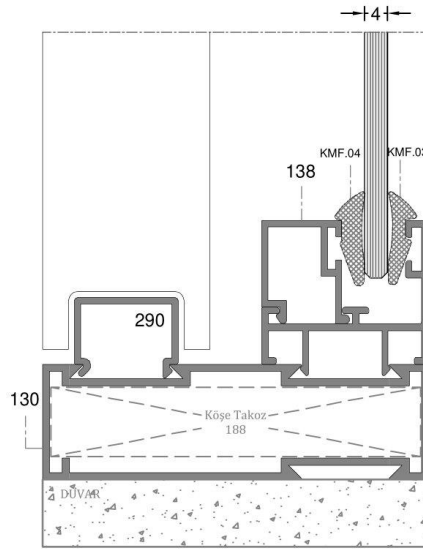
D-13





D-17

İÇ  
(INSIDE)



DIŞ  
(OUTSIDE)

D-18