
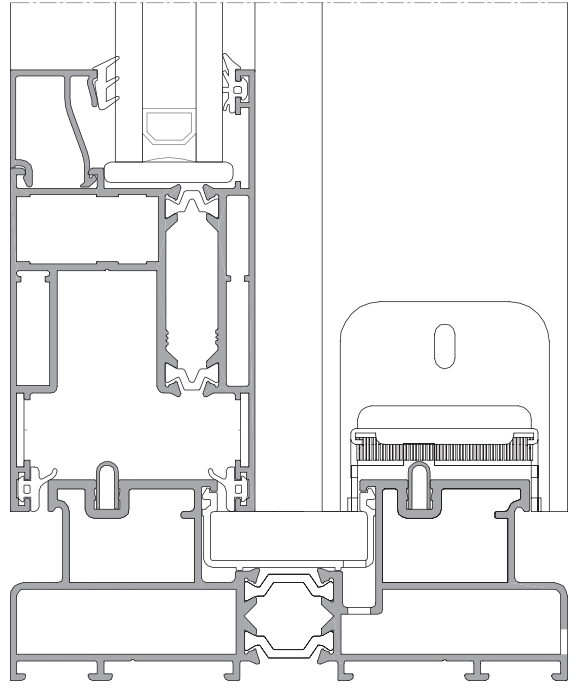





Sürme Sistem
Sliding System



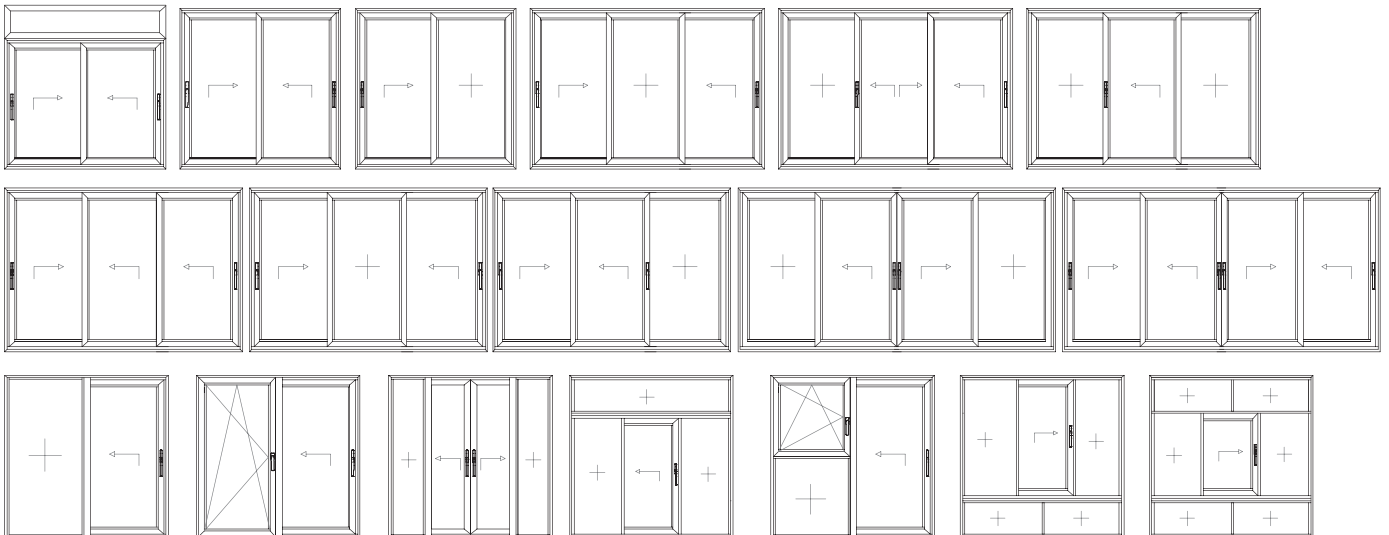
HS55T

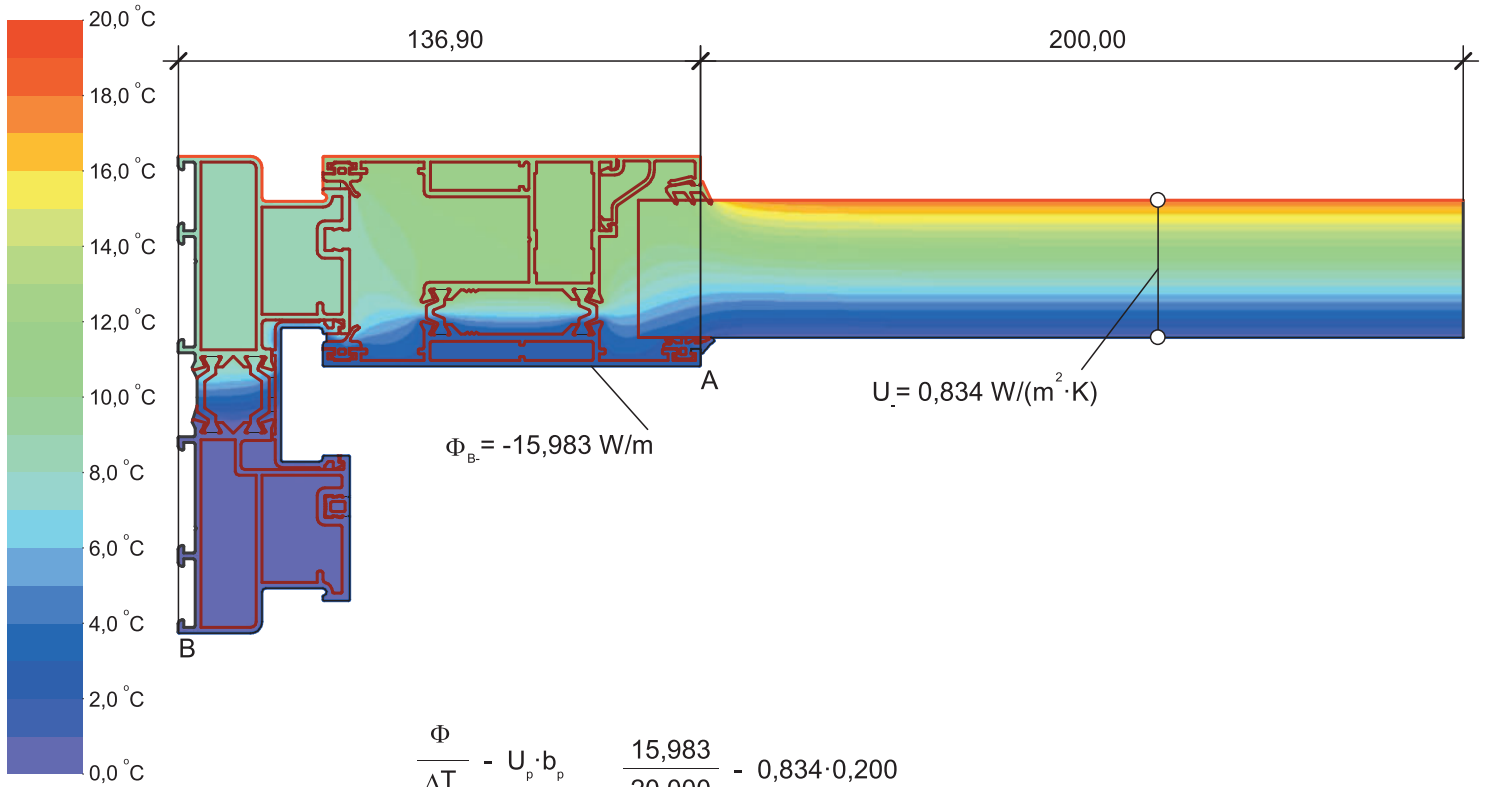


TEKNİK ÖZELLİKLER / TECHNICAL PROPERTIES

KASA DERİNLİĞİ / FRAME DEPTH	125 mm
KANAT DERİNLİĞİ / SASH DEPTH	55 mm
KENET DERİNLİĞİ / INTERLOCKING DEPTH	125 mm
PROFİL ET KALINLIĞI / PROFILE WALL THICKNESS	1,5 - 2 mm
ISI BARIYERİ / THERMAL BREAK	12 - 20 mm
MİN./MAKS. CAM KALINLIĞI / MIN./MAX. GLAZING THICKNESS	4 mm / 36 mm
MİN. KANAT ÖLÇÜLERİ / MIN. SASH DIMENSIONS	800 x 1900 mm
MAKS. KANAT ÖLÇÜLERİ / MAX. SASH DIMENSIONS	2600 x 3000 mm
MAKS. KANAT AĞIRLIĞI / MAX. SASH WEIGHT	400 kg
MİN. TERMAL ISI YALITIMI / MIN. THERMAL INSULATION	U_f : 3,23 - 6,88 W / (m² . K)

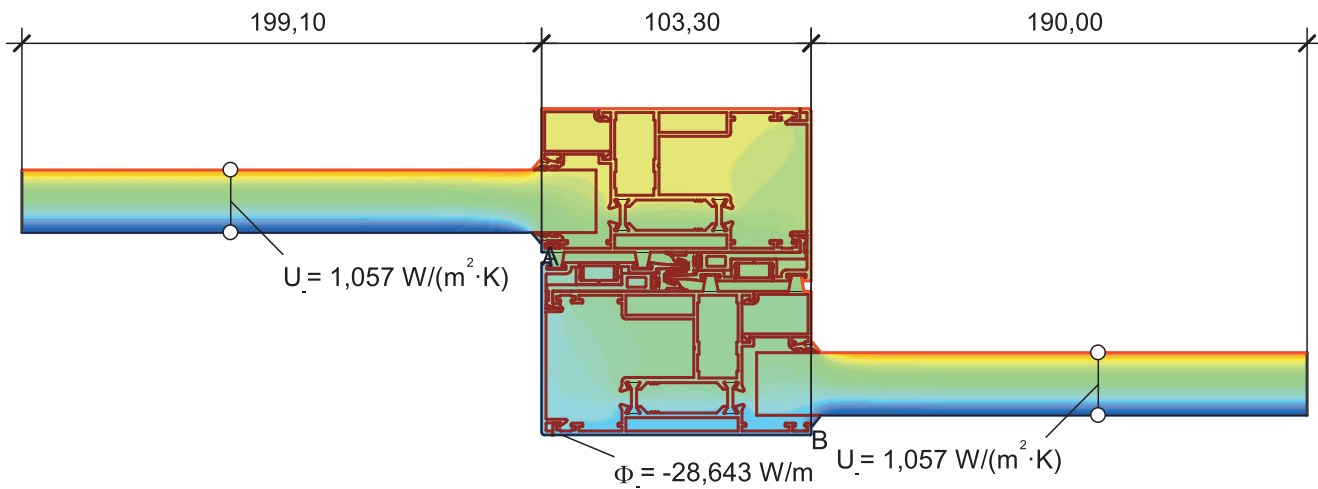
UYGULAMA SEÇENEKLERİ / APPLICATION OPTIONS



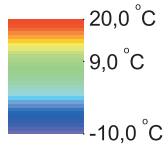


$$U_{f,A,B} = \frac{\frac{\Phi}{\Delta T} - U_p \cdot b_p}{b_f} = \frac{\frac{15,983}{20,000} - 0,834 \cdot 0,200}{0,137} = 4,62 \text{ W}/(\text{m}^2 \cdot \text{K})$$

Material	λ [W/(m·K)]	ϵ	Boundary Condition	q [W/m ²]	θ [°C]	R [(m ² ·K)/W]	ϵ
Aluminium (Si Alloys)	160,000	0,900	Epsilon 0.9				0,900
EPDM (ethylene propylene diene monomer)	0,250	0,900	Exterior, frame	0,000	0,040		
PVC (polyvinylchloride), rigid	0,170	0,900	Interior, normal, horizontal	20,000	0,130		
Panel	0,035	0,900	Symmetry/Model section	0,000			
Polyamid 6.6 with 25% glass fibre	0,300	0,900					
Slightly ventilated air cavity	anisotropic						
Unventilated air cavity	anisotropic						

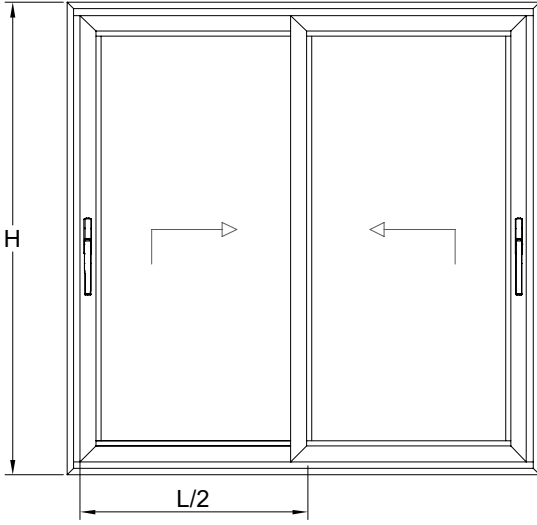


$$U_{f,A,B} = \frac{\Phi}{\Delta T} - U_{p1} \cdot b_{p1} - U_{p2} \cdot b_{p2} = \frac{28,643}{30,000} - 1,057 \cdot 0,199 - 1,057 \cdot 0,190 = 5,26 \text{ W}/(\text{m}^2 \cdot \text{K})$$

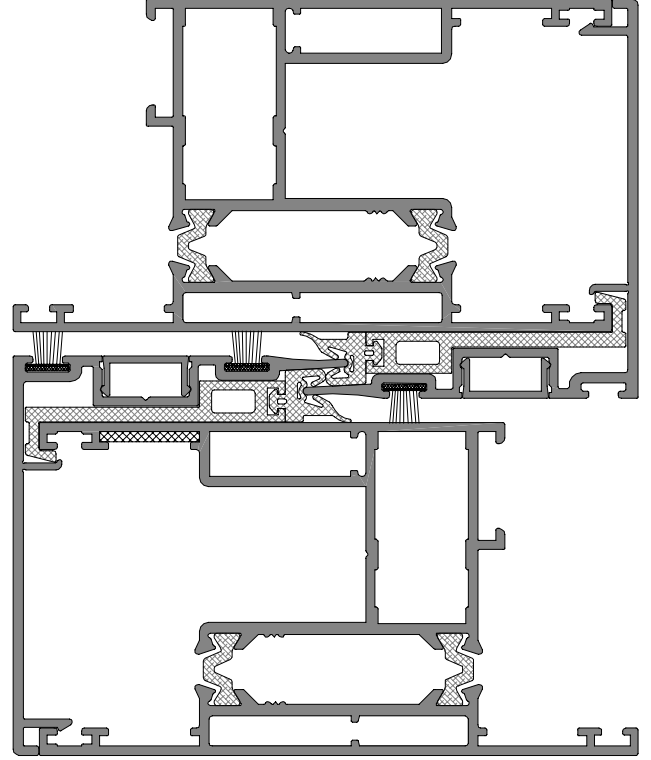


Material	λ [W/(m·K)]	ϵ	Boundary Condition	q [W/m ²]	θ [°C]	R [(m ² ·K)/W]	ϵ
Aluminium (Si Alloys)	160,000	0,900	Epsilon 0.9				0,900
EPDM (ethylene propylene diene monomer)	0,250	0,900	Exterior, ventilated	-10,000		0,130	
PVC (polyvinylchloride), rigid	0,170	0,900	Interior, normal, horizontal		20,000	0,130	
Panel	0,035	0,900	Symmetry/Model section	0,000			
Polyamid 6.6 with 25% glass fibre	0,300	0,900					
Polypropylene, solid	0,220	0,900					
Unventilated air cavity	anisotropic						

RÜZGAR YÜKÜNE GÖRE KULLANIM LİMİTLERİ GRAFIĞI

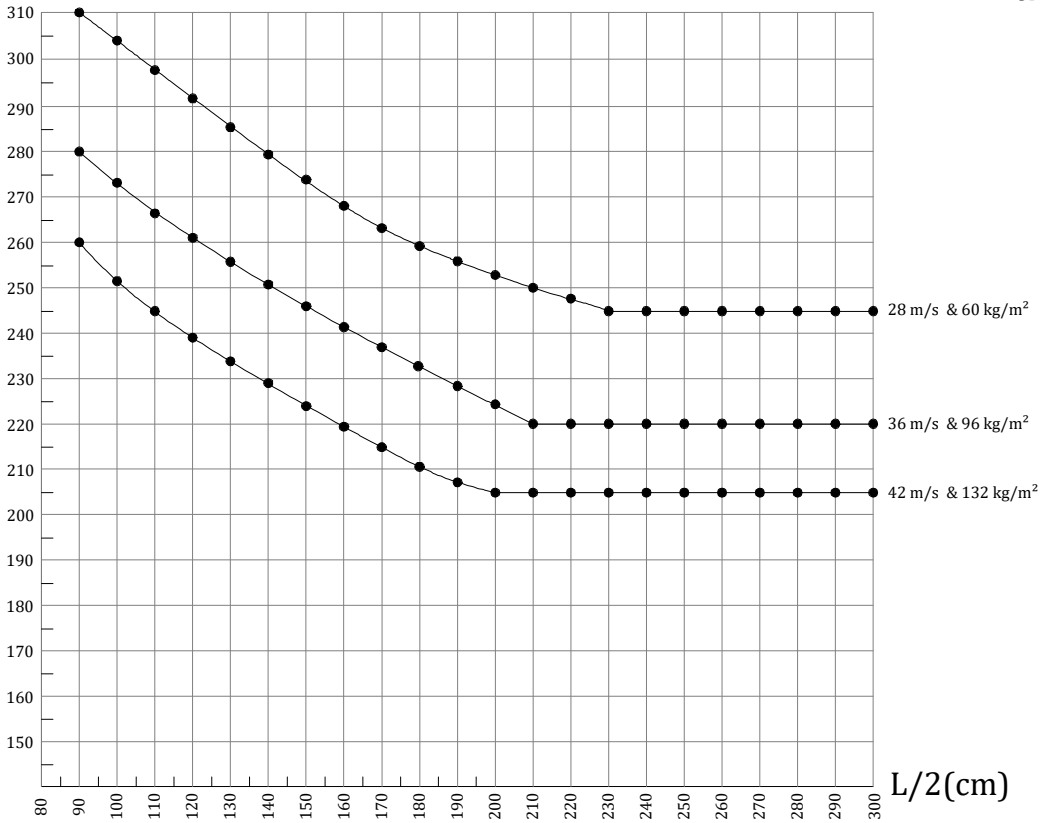


Max. Sehim : $L / 300$

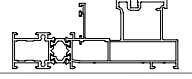
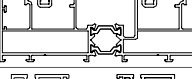
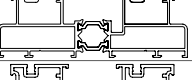
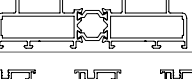
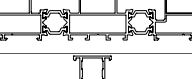
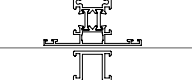
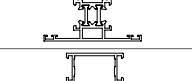
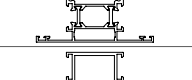
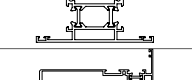
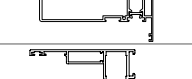
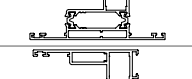
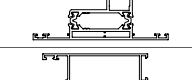
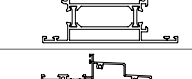
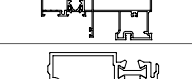
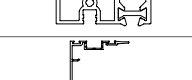
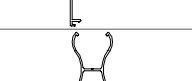
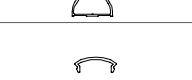

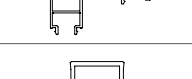
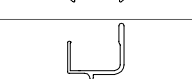

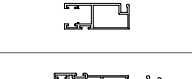




$Jx : 62,6 \text{ cm}^4$



















H(cm)










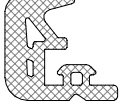
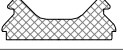
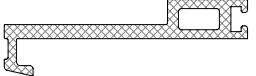
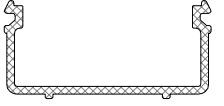


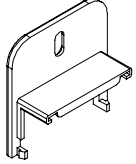
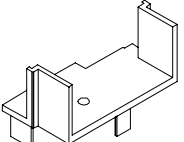
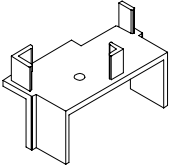
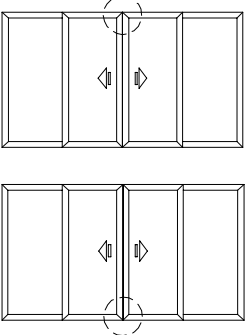
L/2(cm)

PROFİL KESİTİ PROFILE SECTION	PROFİL KODU PROFILE CODE	PROFİL ADI PROFILE NAME	Jx cm ⁴	Jy cm ⁴	AĞIRLIK (kg/m) WEIGHT
	12650-1700	TEK RAYLI KASA PROFİLİ MONORAIL FRAME PROFILE	21,94 cm ⁴	121,29 cm ⁴	2,495 kg/mt
	12052-6001	İKİ RAYLI KASA PROFİLİ DOUBLE RAIL FRAME PROFILE	20,88 cm ⁴	164,20 cm ⁴	2,776 kg/mt
	6000-6001	İKİ RAYLI KASA PROFİLİ DOUBLE RAIL FRAME PROFILE	21,81 cm ⁴	132,75 cm ⁴	2,598 kg/mt
	6002-6003	İKİ RAYLI KASA PROFİLİ DOUBLE RAIL FRAME PROFILE	27,01 cm ⁴	159,72 cm ⁴	3,044 kg/mt
	6000-6024-6001	ÜÇ RAYLI SİNEKLİK KASA PROFİLİ TRIPLE RAIL SCREENING FRAME PROFILE	33,72 cm ⁴	526,40 cm ⁴	4,046 kg/mt
	55-1700-1716	ORTA KAYIT PROFİLİ MULLION PROFILE	23,91 cm ⁴	9,71 cm ⁴	1,377 kg/mt
	55-1702-1761	ORTA KAYIT PROFİLİ MULLION PROFILE	19,14 cm ⁴	10,52 cm ⁴	1,560 kg/mt
	55-1704-1717	ORTA KAYIT PROFİLİ MULLION PROFILE	20,11 cm ⁴	21,06 cm ⁴	1,615 kg/mt
	55-1706-1718	ORTA KAYIT PROFİLİ MULLION PROFILE	20,11 cm ⁴	23,14 cm ⁴	1,877 kg/mt
	55-1718-8007	TAKVİYELİ ORTA KAYIT PROFİLİ REINFORCED MULLION PROFILE	191,35 cm ⁴	33,88 cm ⁴	2,786 kg/mt
	6008-6009	KANAT PROFİLİ SASH PROFILE	38,18 cm ⁴	31,30 cm ⁴	2,082 kg/mt
	6010-6011	KANAT PROFİLİ SASH PROFILE	39,92 cm ⁴	34,10 cm ⁴	2,222 kg/mt
	6012-6013	ETEK PROFİLİ BOTTOM PROFILE	52,78 cm ⁴	29,56 cm ⁴	2,127 kg/mt
	1700-12873	SABİTE GEÇİŞ PROFİLİ FIXED FRAME PROFILE	31,33 cm ⁴	120,47 cm ⁴	2,768 kg/mt
	6014-6015	ADAPTÖR PROFİLİ ADAPTER PROFILE	-	-	0,866 kg/mt
	11524	KENET PROFİLİ INTERLOCKING PROFILE	-	-	0,681 kg/mt
	3594	TAKVİYE PROFİLİ REINFORCE PROFILE	-	-	0,456 kg/mt
	3595	TAKVİYE KAPAK PROFİLİ REINFORCE COVER PROFILE	-	-	0,101 kg/mt
	6021	KAPAK PROFİLİ COVER PROFILE	-	-	0,570 kg/mt
	12649	ÇITA PROFİLİ BEAD PROFILE	-	-	0,559 kg/mt
	4112	KAPAK PROFİLİ COVER PROFILE	-	-	0,078 kg/mt
	13627	SİNEKLİK RAY PROFİLİ SCREENING RAIL PROFILE	-	-	0,366 kg/mt
	6019	DAMLALIK PROFİLİ DROPPER PROFILE	-	-	0,148 kg/mt
	1243	SİNEKLİK KANAT PROFİLİ SCREENING SASH PROFILE	-	-	0,434 kg/mt
	12339	SİNEKLİK KANAT PROFİLİ SCREENING SASH PROFILE	-	-	0,703 kg/mt

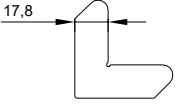
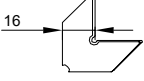
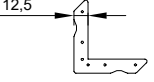
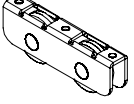
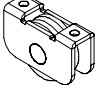
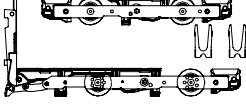
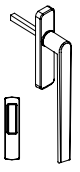
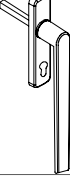


** Her profil için minimum sipariş 300 kg'dır.
** Minimum order quantity is 300 kg per profile.

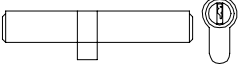
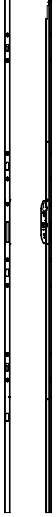


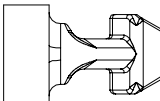
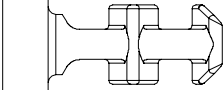
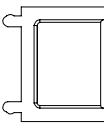
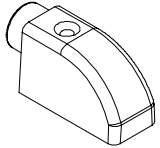
PROFİL KESİTİ PROFILE SECTION	PROFİL KODU PROFILE CODE	PROFİL ADI PROFILE NAME	Jx cm ⁴	Jy cm ⁴	AĞIRLIK (kg/m) WEIGHT
	3537	CAM ÇİTASI (41,5 mm) GLAZING BEAD	-	-	0,367 kg/mt
	1749	CAM ÇİTASI (38,5mm) GLAZING BEAD	-	-	0,356 kg/mt
	1747	CAM ÇİTASI (34,5 mm) GLAZING BEAD	-	-	0,340 kg/mt
	1750	CAM ÇİTASI (38,5mm) GLAZING BEAD	-	-	0,342 kg/mt
	1748	CAM ÇİTASI (34,5 mm) GLAZING BEAD	-	-	0,327 kg/mt
	3536	CAM ÇİTASI (31,5 mm) GLAZING BEAD	-	-	0,329 kg/mt
	3636	CAM ÇİTASI (29,5mm) GLAZING BEAD	-	-	0,321 kg/mt
	1966	CAM ÇİTASI (27,5 mm) GLAZING BEAD	-	-	0,314 kg/mt
	2236	CAM ÇİTASI (26,5 mm) GLAZING BEAD	-	-	0.310 kg/mt
	5527	CAM ÇİTASI (25,5 mm) GLAZING BEAD	-	-	0.293 kg/mt
	1949	CAM ÇİTASI (25,5 mm) GLAZING BEAD	-	-	0.306 kg/mt
	1745	CAM ÇİTASI (21,5 mm) GLAZING BEAD	-	-	0.292 kg/mt
	1746	CAM ÇİTASI (21,5 mm) GLAZING BEAD	-	-	0.279 kg/mt
	5546	CAM ÇİTASI (19,5 mm) GLAZING BEAD	-	-	0.271 kg/mt
	1699	CAM ÇİTASI (19,5 mm) GLAZING BEAD	-	-	0.285 kg/mt
	3539	CAM ÇİTASI (17 mm) GLAZING BEAD	-	-	0.277 kg/mt
	1698	CAM ÇİTASI (13,5 mm) GLAZING BEAD	-	-	0,253 kg/mt
	1948	CAM ÇİTASI (7,5 mm) GLAZING BEAD	-	-	0.225 kg/mt
	1773	ORTA KAYIT BAĞLANTI PROFİLİ MULLION CONNECTION PROFILE	-	-	0,985 kg/mt
	1774	ORTA KAYIT BAĞLANTI PROFİLİ MULLION CONNECTION PROFILE	-	-	0,365 kg/mt
	1662	KÖŞE TAKOZ PROFİLİ CORNER WEDGE PROFILE	-	-	2,576 kg/mt
	1663	KÖŞE TAKOZ PROFİLİ CORNER WEDGE PROFILE	-	-	3,526 kg/mt
	3546	KÖŞE TAKOZ PROFİLİ CORNER WEDGE PROFILE	-	-	3,357 kg/mt

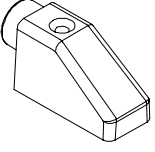
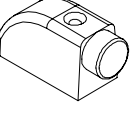
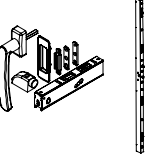

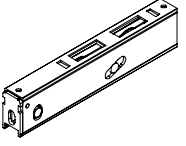
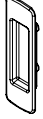



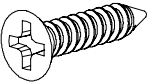
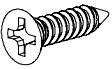
** Her profil için minimum sipariş 300 kg'dır.
** Minimum order quantity is 300 kg per profile.

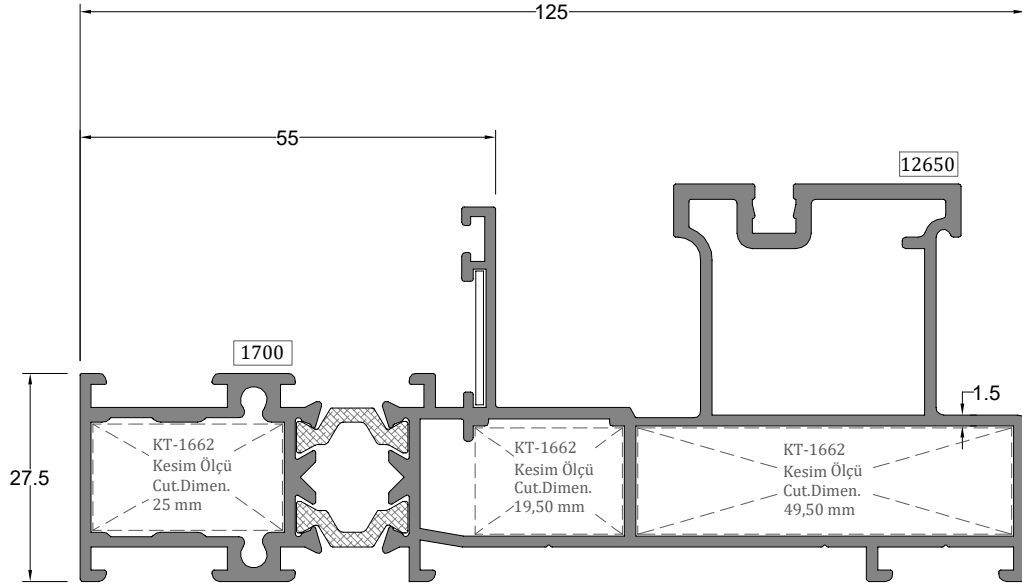
AKSESUAR ACCESSORY	STOK KODU REFERENCE CODE	AKSESUAR ADI DESCRIPTION	AKSESUAR KODU PRODUCT CODE	PAKET PACK
	AKS1254	DIŞ CAM FİTİLİ OUTER GLAZING GASKET	HS55T-DCF.30	195 mt / paket 10 kg
	AKS1338	İÇ CAM FİTİLİ INNER GLAZING GASKET	HS55T-İCF.30	280 mt / paket 10 kg
	AKS1339	İÇ CAM FİTİLİ INNER GLAZING GASKET	HS55T-İCF.40	220 mt / paket 10 kg
	AKS1342	İÇ CAM FİTİLİ INNER GLAZING GASKET	HS55T-İCF.50	185 mt / paket 10 kg
	AKS1298	KULAK BİNİ FİTİLİ OVERLAPPING GASKET	HS55T-KBF.50	220 mt / paket 10 kg
	AKS1295	KASA RAPTİYE FİTİLİ FRAME RALL GASKET	HS55T-KRF.10	320 mt / paket 10 kg
	AKS1374	KENET YALITIM FİTİLİ INTERLOCKING INSULATION GASKET	HS55T-KYF.02	155 mt / paket 10 kg
	AKS1404	SIZDIRMAZLIK FİTİLİ SEALING GASKET (Tek raylı sistem için)	HS55T-KAF.35	135 mt / paket 10 kg
	AKS1292	KAPAK ÜSTÜ FİTİLİ TOP COVER GASKET	HS55T-KF.20	135 mt / paket 10 kg
	AKS958	KENET YALITIM PLASTİĞİ INTERLOCKING INSULATION PART	HS55T-KYP.01	6 mt / 1 Boy
	AKS947	KASA OLUK PLASTİĞİ FRAME GUTTER PART	HS55T-KKT.02	4 ad / paket
	AKS1539	FİRÇA FİTİL (68-800) WEATHER STRIP	HS55T-FÇ.711	250 mt / paket 10 kg
	AKS1540	FİRÇA FİTİL (68-1000) WEATHER STRIP	HS55T-FÇ.712	200 mt / paket 10 kg
	AKS1338	PVC KENET ALT VE ÜST KAPAĞI INTERLOCKING BOTTOM AND TOP COVER	HS55T-İCF.30	280 mt / paket 10 kg
	AKS956	ADAPTÖR PLASTİĞİ ÜST ADAPTER PLASTIC TOP	HS55T-ADK.10	1 tk / paket
		ADAPTÖR PLASTİĞİ ALT ADAPTER PLASTIC BOTTOM		
				

AKSESUAR ACCESSORY	STOK KODU REFERENCE CODE	AKSESUAR ADI DESCRIPTION	AKSESUAR KODU PRODUCT CODE	PAKET PACK
	AKS1556	SU TAHLİYE KAPAĞI WATER DRAINAGE SLOT COVER	HS55T-TK.112	1000 ad / paket
	AKS1555	SU TAHLİYE TAPASI (PLASTİK) PLASTIC DISCHARGING PLUG	HS55T-STT.11	1000 ad / paket
	AKS1561	HS PASLANMAZ ÇELİK SÜRME RAY STAINLESS STEEL SLIDING RAIL	HS55T-PÇR.220	6 mt / 1 Boy
	AKS951	HS STOPER HS STOPPER	HS55T-STP.106	100 ad / paket
	AKS952	HS SEVİYE AYARLAMA PARÇASI SPACER LEVEL ADJUSTING TOOL SPACER	HS55T-SPC.107	100 ad / paket
	AKS954	KANAT SABİTLEME TAKOZU SASH FIXING WEDGE	HS55T-KST.09	1000 ad / paket
	AKS948	HS ÜST HAVA KESİCİ SEALING SPONGE TOP	HS55T-ÜHK.103	10 ad / paket
	AKS953	HS ALT HAVA KESİCİ SEALING SPONGE BOTTOM	HS55T-AHK.108	10 ad / paket
	AKS964	HS ÜST HAVA KESİCİ SEALING SPONGE TOP (Tek raylı sistem için) 23x28x100 mm	HS55T-ÜHK.180	1 ad / paket
	AKS965	HS ALT HAVA KESİCİ SEALING SPONGE BOTTOM (Tek raylı sistem için) 23x28x100 mm	HS55T-AHK.181	1 ad / paket

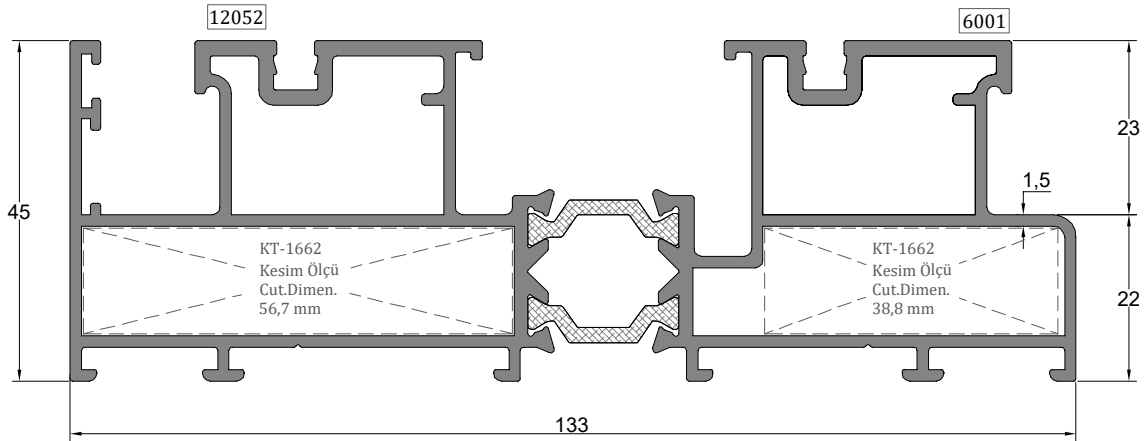
AKSESUAR ACCESSORY	STOK KODU REFERENCE CODE	AKSESUAR ADI DESCRIPTION	AKSESUAR KODU PRODUCT CODE	PAKET PACK
	AKS747	KÖŞE GÖNYE CORNER BRACKET	HS55T-KG.178	500 ad / paket
	AKS949	HS PASLANMAZ KÖŞE GÖNYE HS 55 STAINLESS CORNER BRACKET	HS55T-KG.160	100 ad / paket
	AKS962	KÖŞE GÖNYE CORNER BRACKET	HS55T-KG.125	500 ad / paket
	AKS960	ÇİFTLİ NORMAL SÜRME RULMAN DOUBLE ROLLER	HS55T-ÇR.151	1 ad / paket
	AKS959	TEKLİ NORMAL SÜRME RULMAN SINGLE ROLLER	HS55T-TK.150	1 ad / paket
	AKS980	HS ARABA TAKIMI HS ROLLER SET	HS55T-AT.250	1 ad / paket
	AKS973	HS KOL (BAREL DELİKSİZ) BEYAZ HS HANDLE (BULT IN CYLINDER) WHITE	HS55T-HK.246	1 ad / paket
	AKS974	HS KOL (BAREL DELİKSİZ) SİYAH HS HANDLE (BULT IN CYLINDER) BLACK	HS55T-HK.259	
	AKS972	HS KOL (BAREL DELİKSİZ) GÜMÜŞ HS HANDLE (BULT IN CYLINDER) SILVER	HS55T-HK.248	
	AKS975	HS KOL BAREL DELİKLİ (İÇ-DIŞ) HS HANDLE (WITH CYLINDER)	HS55T-HK.253	1 ad / paket
	AKS4143	180 mm PENCERE KOL) 180 mm (WINDOW HANDLE) (Düz Sürme için)	HS55T-DSK.192	1 ad / paket
	AKS4476	ROTO SECUSTİK PENCERE KOLU ROTO WINDOW HANDLE	HS55T-RK.291	1 Pk / 20 Ad

AKSESUAR ACCESSORY	STOK KODU REFERENCE CODE	AKSESUAR ADI DESCRIPTION	AKSESUAR KODU PRODUCT CODE	PAKET PACK
	AKS1906	HS BAREL (30x10x65 mm) HS CYLINDER	HS55T-GB.261	1 ad / paket
	AKS986	HS İSPANYOLET 1700 HS ESPAGNOLETTE EXTENSION	HS55T-ISP.271	10 ad / paket
	AKS987	HS İSPANYOLET 2200 HS ESPAGNOLETTE EXTENSION	HS55T-ISP.254	10 ad / paket
	AKS988	HS İSPANYOLET 2600 HS ESPAGNOLETTE EXTENSION	HS55T-ISP.273	10 ad / paket
	AKS990	HS ÖN-ARKA ARABA BAĞLANTI 1500 HS FRONT-BACK ROLLER CONNECTOR	HS55T-AB.255	10 ad / paket
	AKS991	HS ÖN-ARKA ARABA BAĞLANTI 2000 HS FRONT-BACK ROLLER CONNECTOR	HS55T-AB.260	
	AKS993	HS ÖN-ARKA ARABA BAĞLANTI 2500 HS FRONT-BACK ROLLER CONNECTOR	HS55T-AB.247	
	AKS1006	HS İSPANYOLET UZATMA ESPAGNOLETTE EXTENSION	HS55T-UZ.268	10 ad / paket
	AKS983	HS İSPANYOLET KARŞILIK (ÜST) TOP LOCK STRIKER	HS55T-İK.256	50 ad / paket
	AKS984	HS İSPANYOLET KARŞILIK (ALT) BOTTOM LOCK STRIKER	HS55T-İK.257	50 ad / paket
	AKS985	HS55 İSPANYOLET BESLEME 20mm ESPAGNOLETTE FEED	HS55T-İBS.258	100 ad / paket
	AKS950	HS55 STOPPER SIEGENIA AUBI HS55 STOPPER SIEGENIA AUBI	HS55T-SSA.05	1 ad / paket

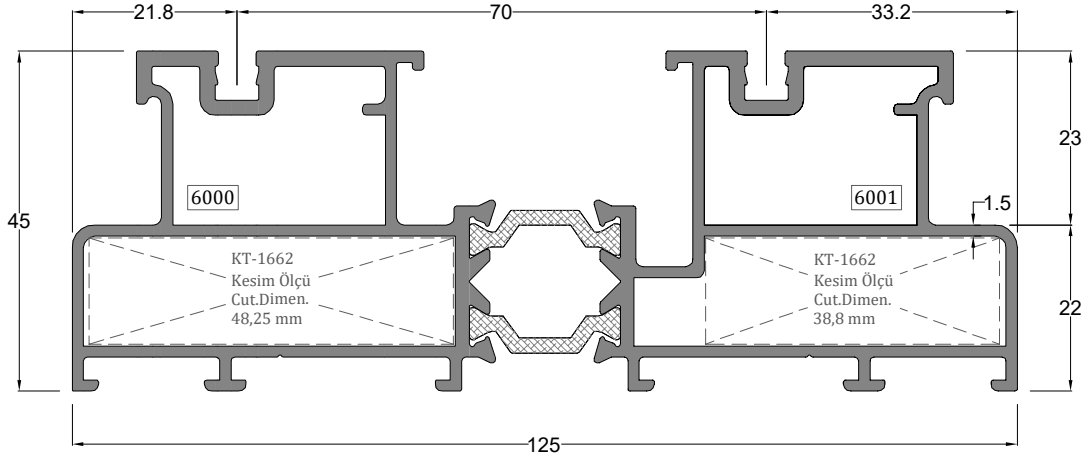
AKSESUAR ACCESSORY	STOK KODU REFERENCE CODE	AKSESUAR ADI DESCRIPTION	AKSESUAR KODU PRODUCT CODE	PAKET PACK
	AKS957	HS STOPER ECO STOPPER ECO	HS55T-STP.113	1 ad / paket
	AKS4147	HS55 STOPER HS55 STOPPER (Düz Sürme için)	HS55T-DSS.197	1 ad / paket
	AKS968	FORZA HSB DÜZ SÜRME AKSESUAR SETİ FORZA HOOK (ZAMAK) (Düz Sürme için)	HS55T-DSS.198	1 ad / paket
	AKS966	İSPANYOLET ESPAGNOLETTE (Düz Sürme için)	HS55T-DS.190	1 ad / paket
	AKS967	AYARLI RULMAN ADJUSTABLE ROLLER (Düz Sürme için)	HS55T-DS.191	1 ad / paket
	AKS4144	PASİF ÇEKME KOL (43 Aks) RECESSED FINGER PULL HANDLE (Düz Sürme için)	HS55T-DSK.193	1 ad / paket
	AKS4145	KİLİT KARŞILIĞI STRIKER (Düz Sürme için)	HS55T-DSKK.194	1 ad / paket
	AKS4136	HİZALAMA ALIGNER (Düz Sürme için)	HS55T-DSH.195	1 ad / paket
	AKS4146	BESLEME PLASTİĞİ PLASTIC WEDGE (Düz Sürme için)	HS55T-DSB.196	1 ad / paket
	AKS2372	4,8x22 mm YHB SAC VİDASI 4,8x22 mm STRAIGHT TOP SCREW	HS55T-SC.036	1000 ad / paket
	AKS2358	3,9x16 mm YHB SAC VİDASI 3,9x16 mm STRAIGHT TOP SCREW	HS55T-SC.015	1000 ad / paket



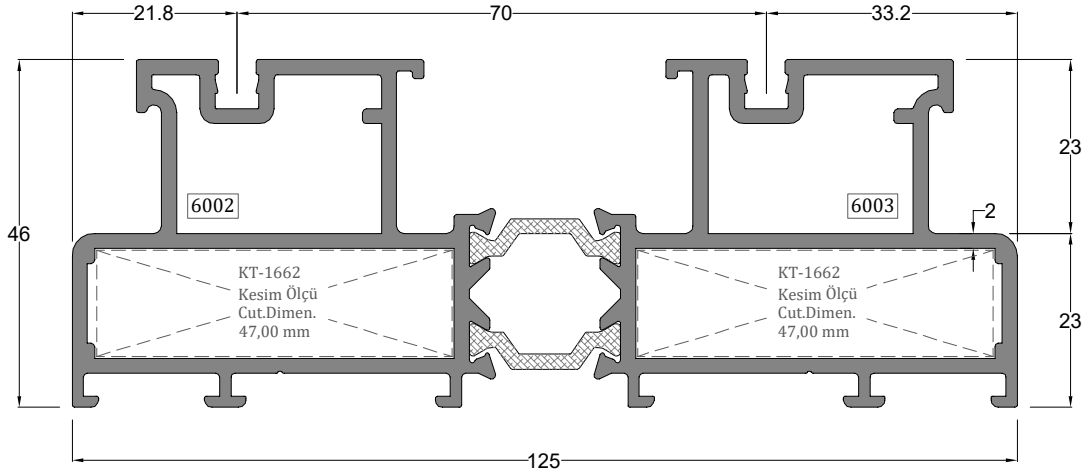
Tek Raylı Kasa Profili MONORAIL FRAME PROFILE	Profil Kodu Profile Code	(kg/mt) Weight	Jx cm ⁴	Jy cm ⁴
	1700-12650	2,495	21,94	121,29



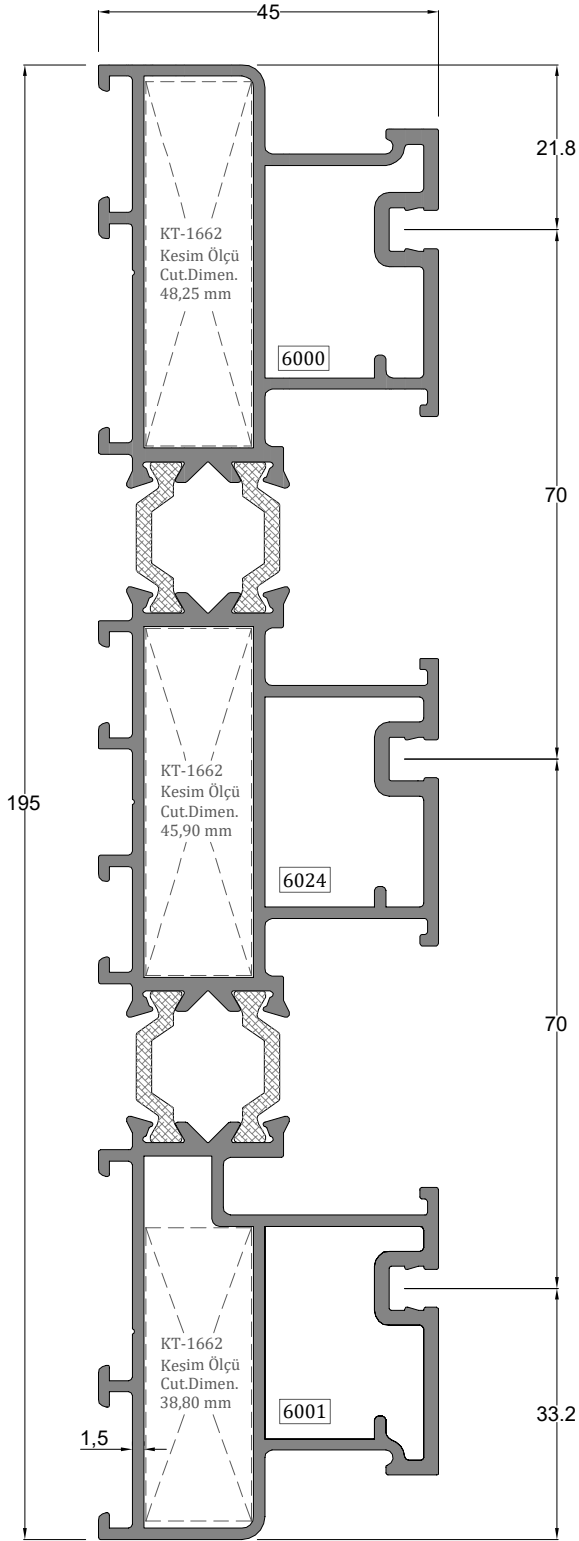
İki Raylı Kasa Profili DOUBLE RAIL FRAME PROFILE	Profil Kodu Profile Code	(kg/mt) Weight	Jx cm ⁴	Jy cm ⁴
	12052-6001	2,776	20,88	164,20



İki Raylı Kasa Profili DOUBLE RAIL FRAME PROFILE	Profil Kodu Profile Code	(kg/mt) Weight	Jx cm ⁴	Jy cm ⁴
	6000-6001	2,598	21,81	132,75



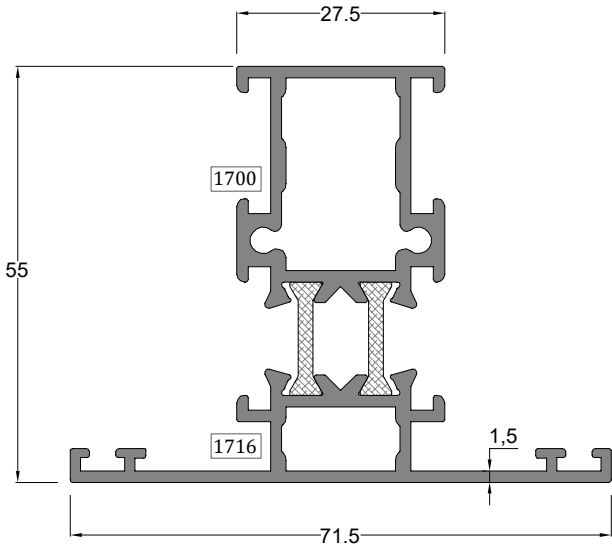
İki Raylı Kasa Profili DOUBLE RAIL FRAME PROFILE	Profil Kodu Profile Code	(kg/mt) Weight	Jx cm ⁴	Jy cm ⁴
	6002-6003	3,044	27,01	159,79



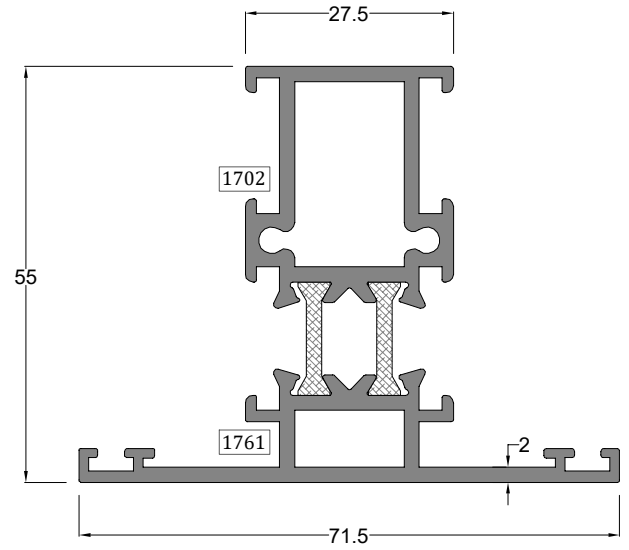
Üç Raylı Sineklikli
Raylı Kasa Profili
TRIPLE RAIL SCREENING
FRAME PROFILE

Profil Kodu Profile Code	(kg/mt) Weight	Jx cm ⁴	Jy cm ⁴
6000-6024-6001	4,030	33,72	526,40

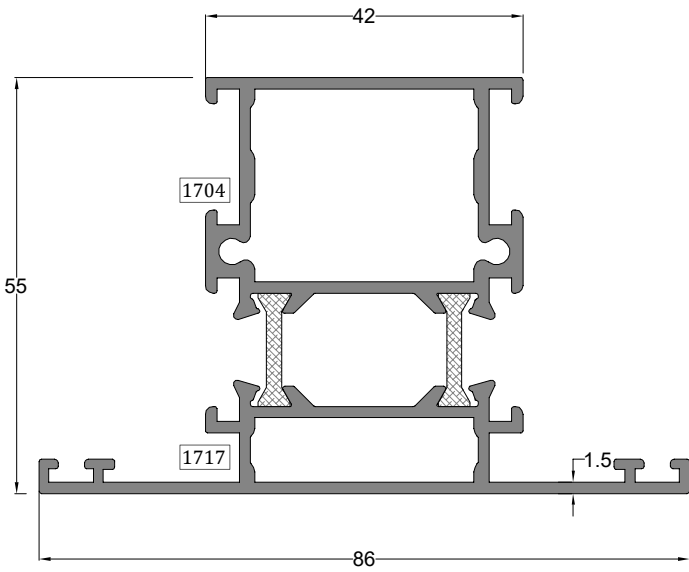
** Her profil için minimum sipariş 300 kg'dır.
** Minimum order quantity is 300 kg per profile.



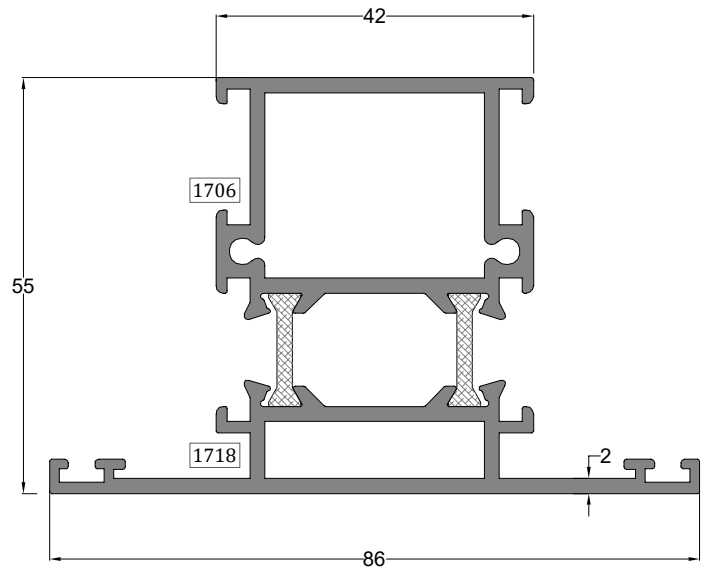
Orta Kayıt Profili MULLION PROFILE	Profil Kodu Profile Code	(kg/mt) Weight	Jx cm ⁴	Jy cm ⁴
	55-1700-1716	1,377	16,51	9,71



Orta Kayıt Profili MULLION PROFILE	Profil Kodu Profile Code	(kg/mt) Weight	Jx cm ⁴	Jy cm ⁴
	55-1702-1761	1,560	19,14	10,52

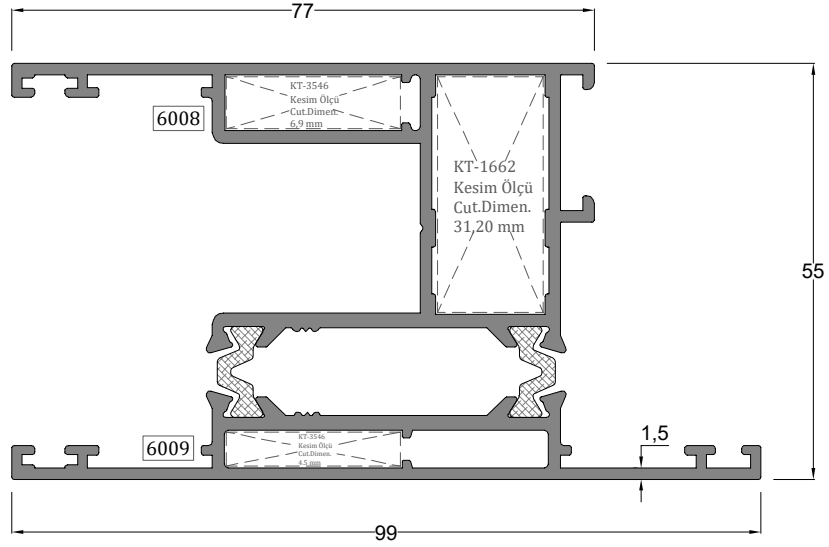


Orta Kayıt Profili MULLION PROFILE	Profil Kodu Profile Code	(kg/mt) Weight	Jx cm ⁴	Jy cm ⁴
	55-1704-1717	1,615	20,11	21,06

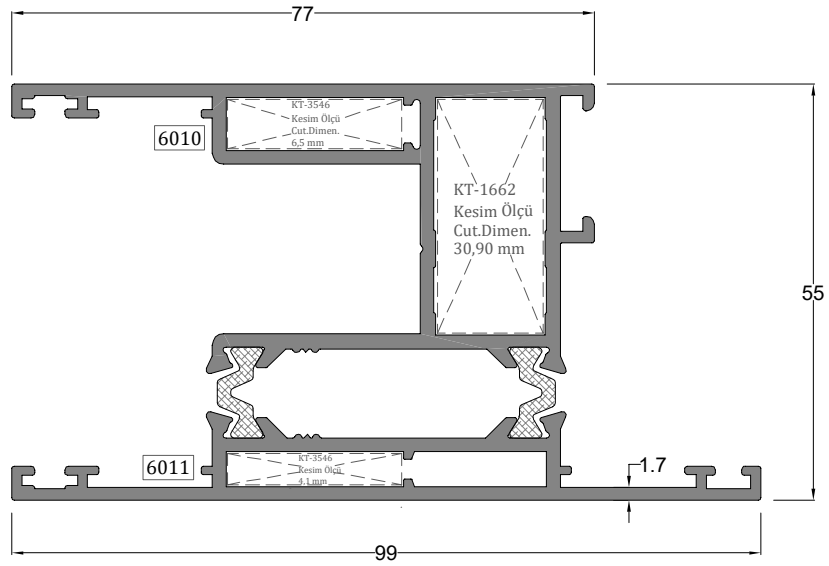


Orta Kayıt Profili MULLION PROFILE	Profil Kodu Profile Code	(kg/mt) Weight	Jx cm ⁴	Jy cm ⁴
	55-1706-1718	1,877	23,91	23,14

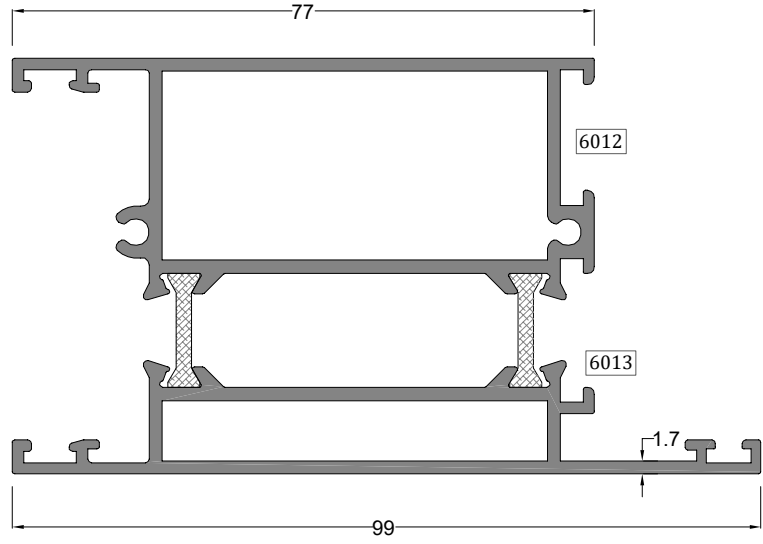
** Her profil için minimum sipariş 300 kg'dır.
** Minimum order quantity is 300 kg per profile.



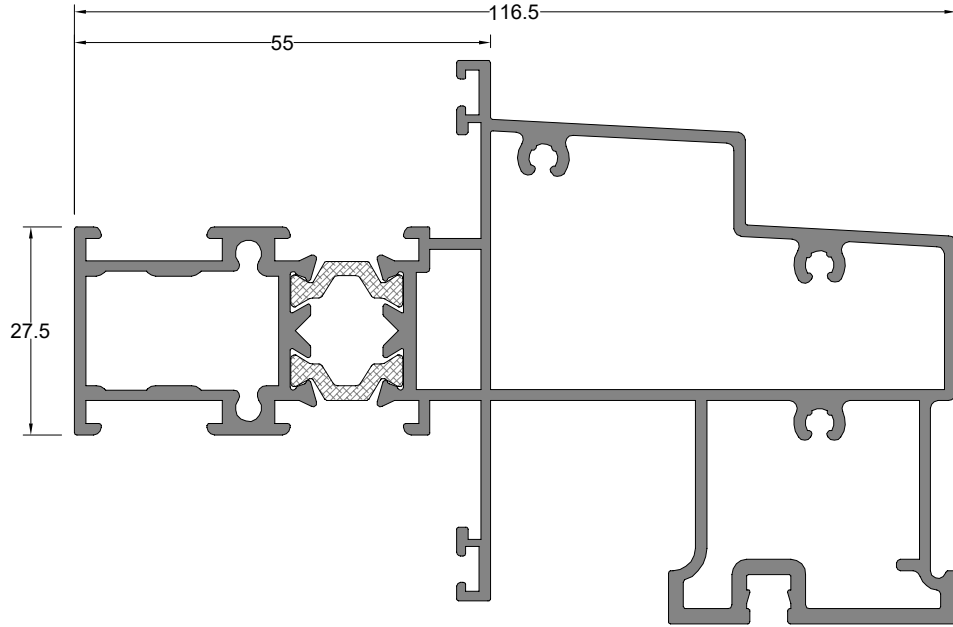
Kanat Profili SASH PROFILE	Profil Kodu Profile Code	(kg/mt) Weight	Jx cm ⁴	Jy cm ⁴
	6008-6009	2,082	38,18	31,30



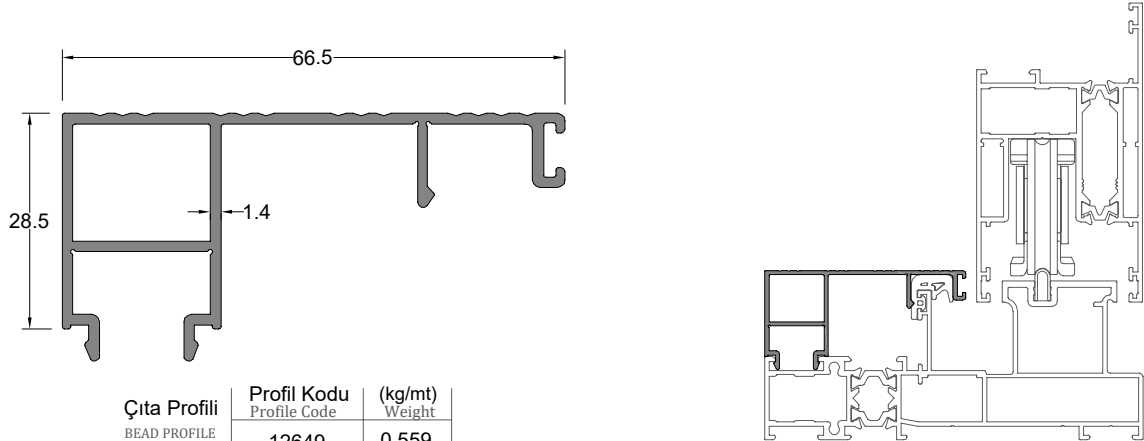
Kanat Profili SASH PROFILE	Profil Kodu Profile Code	(kg/mt) Weight	Jx cm ⁴	Jy cm ⁴
	6010-6011	2,222	39,92	34,10



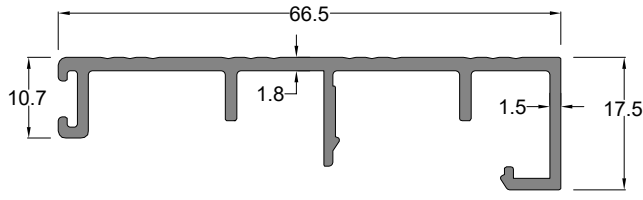
Orta Kayıt Profili MULLION PROFILE	Profil Kodu Profile Code	(kg/mt) Weight	Jx cm ⁴	Jy cm ⁴
	6012-6013	2,127	52,78	29,56



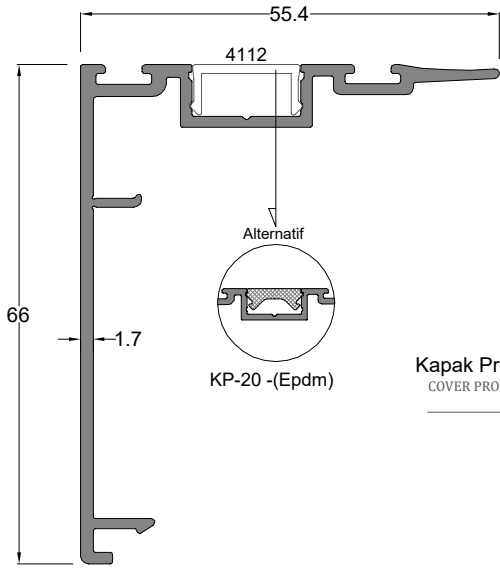
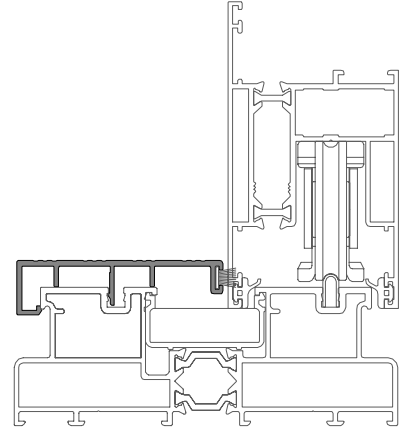
Sabite Geçiş Profili ADAPTER TO FIXED FRAME	Profil Kodu Profile Code	(kg/mt) Weight	Jx cm ⁴	Jy cm ⁴
	1700-12873	2,768	35,33	120,47



Çıta Profili BEAD PROFILE	Profil Kodu Profile Code	(kg/mt) Weight
	12649	0,559

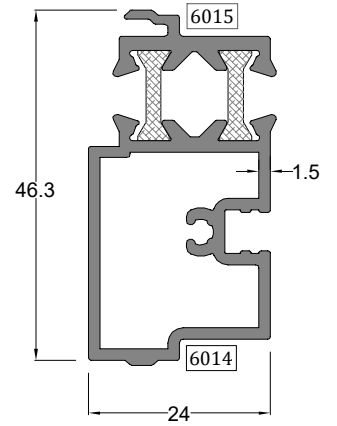


Kapak Profili COVER PROFILE	Profil Kodu Profile Code	(kg/mt) Weight
	6021	0,570

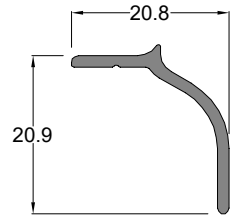


Kenet Profili INTERLOCKING PROFILE	Profil Kodu Profile Code	(kg/mt) Weight
	11524	0,681

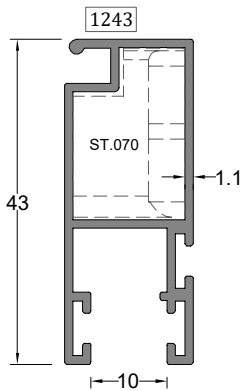
Kapak Profili COVER PROFILE	Profil Kodu Profile Code	(kg/mt) Weight
	4112	0,076



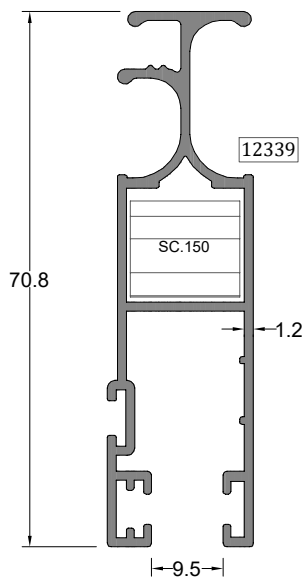
Adaptör Profili ADAPTER PROFILE	Profil Kodu Profile Code	(kg/mt) Weight
	6014-6015	0,866



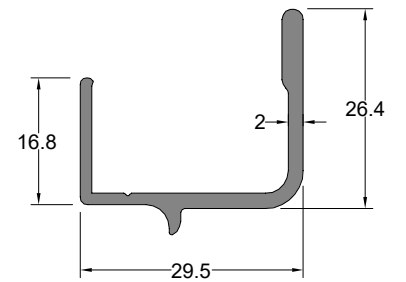
Damlalık Profili DROPPER PROFILE	Profil Kodu Profile Code	(kg/mt) Weight
	6019	0,148



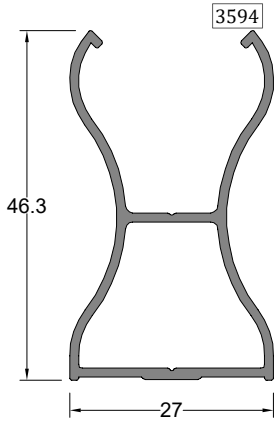
Sineklik Kanat Profili SWATTER SASH PROFILE	Profil Kodu Profile Code	(kg/mt) Weight
	1243	0,434



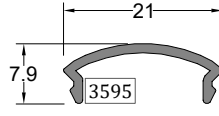
Sineklik Kanat Profili SCREENING SASH PROFILE	Profil Kodu Profile Code	(kg/mt) Weight
	12339	0,703



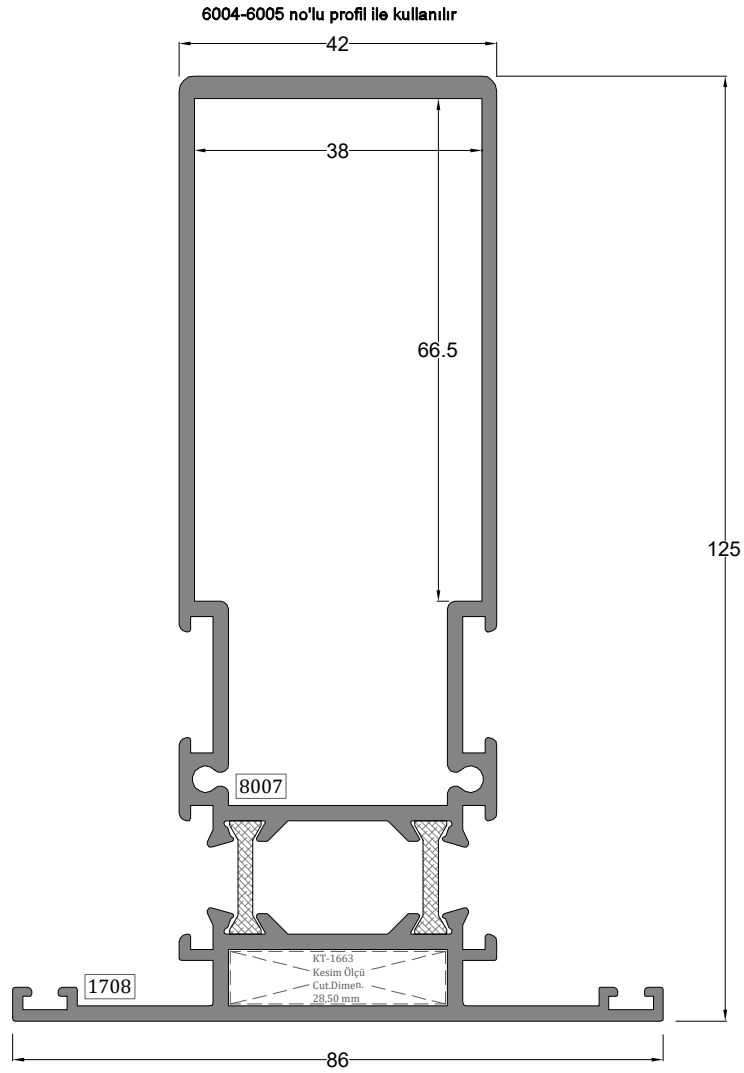
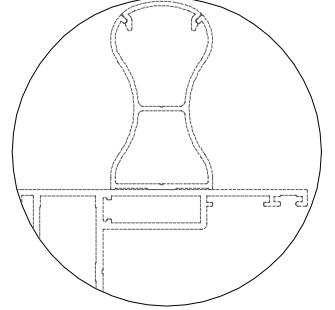
Sineklik Ray Profili SCREENING RAIL PROFILE	Profil Kodu Profile Code	(kg/mt) Weight
	13627	0,366



Takviye Profili	Profil Kodu	(kg/mt)
REINFORCE PROFILE	Profile Code	Weight
	3594	0,453

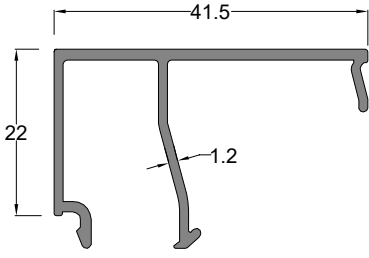


Takviye Kapak Profili	Profil Kodu	(kg/mt)
REINFORCE COVER PROFILE	Profile Code	Weight
	3595	0,101

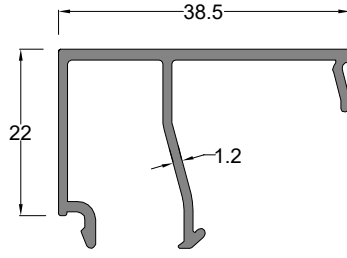


Takviyeli Orta Kayıt Profili	Profil Kodu	(kg/mt)	Jx cm ⁴	Jy cm ⁴
REINFORCED MULLION PROFILE	Profile Code	Weight		
	55-1718-8007	2,786	191,35	33,88

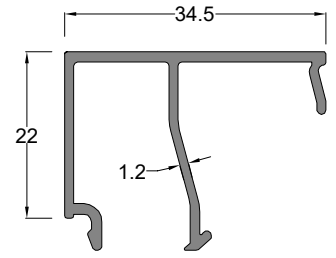
** Her profil için minimum sipariş 300 kg'dır.
** Minimum order quantity is 300 kg per profile.



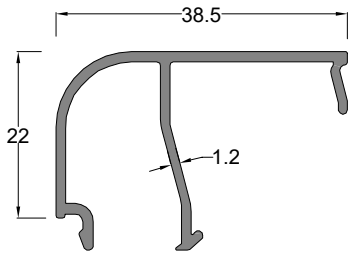
Cam Çıtası GLAZING BEAD	Profil Kodu Profile Code	(kg/mt) Weight
	3537	0,367



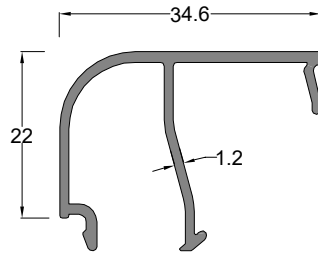
Cam Çıtası GLAZING BEAD	Profil Kodu Profile Code	(kg/mt) Weight
	1749	0,356



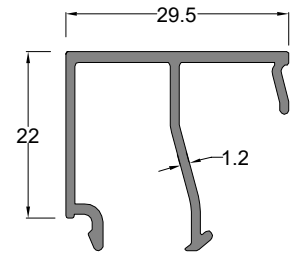
Cam Çıtası GLAZING BEAD	Profil Kodu Profile Code	(kg/mt) Weight
	1747	0,340



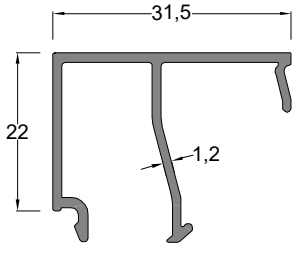
Cam Çıtası GLAZING BEAD	Profil Kodu Profile Code	(kg/mt) Weight
	1750	0,342



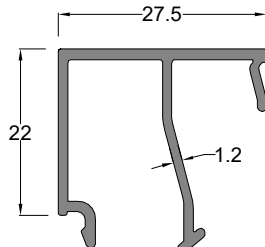
Cam Çıtası GLAZING BEAD	Profil Kodu Profile Code	(kg/mt) Weight
	1748	0,327



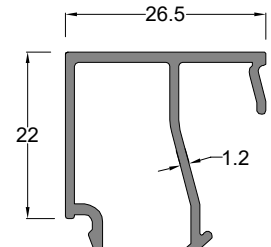
Cam Çıtası GLAZING BEAD	Profil Kodu Profile Code	(kg/mt) Weight
	3636	0,321



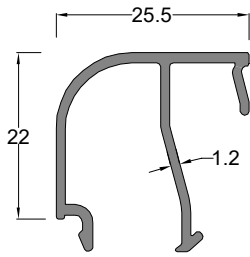
Cam Çıtası GLAZING BEAD	Profil Kodu Profile Code	(kg/mt) Weight
	3536	0,329



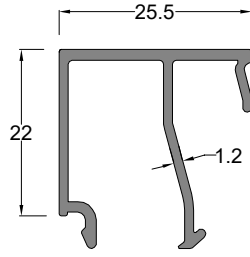
Cam Çıtası GLAZING BEAD	Profil Kodu Profile Code	(kg/mt) Weight
	1966	0,314



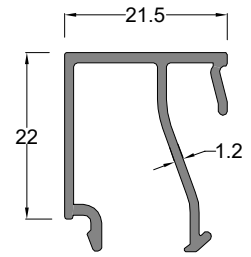
Cam Çıtası GLAZING BEAD	Profil Kodu Profile Code	(kg/mt) Weight
	2236	0,310



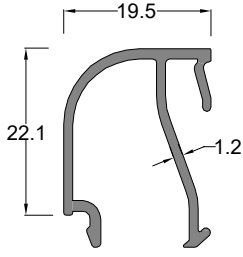
Cam Çıtası GLAZING BEAD	Profil Kodu Profile Code	(kg/mt) Weight
	5527	0,293



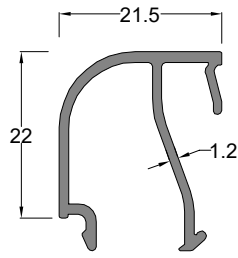
Cam Çıtası GLAZING BEAD	Profil Kodu Profile Code	(kg/mt) Weight
	1949	0,306



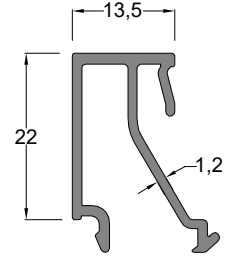
Cam Çıtası GLAZING BEAD	Profil Kodu Profile Code	(kg/mt) Weight
	1745	0,292



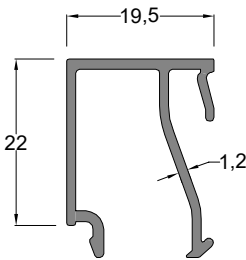
Cam Çıtası GLAZING BEAD	Profil Kodu Profile Code	(kg/mt) Weight
	5546	0,271



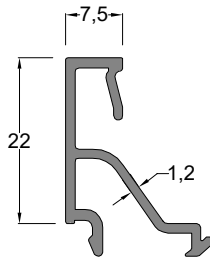
Cam Çıtası GLAZING BEAD	Profil Kodu Profile Code	(kg/mt) Weight
	1746	0,279



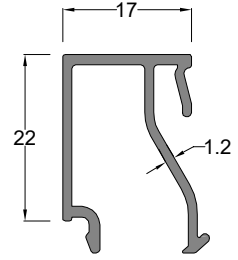
Cam Çıtası GLAZING BEAD	Profil Kodu Profile Code	(kg/mt) Weight
	1698	0,253



Cam Çıtası GLAZING BEAD	Profil Kodu Profile Code	(kg/mt) Weight
	1699	0,285

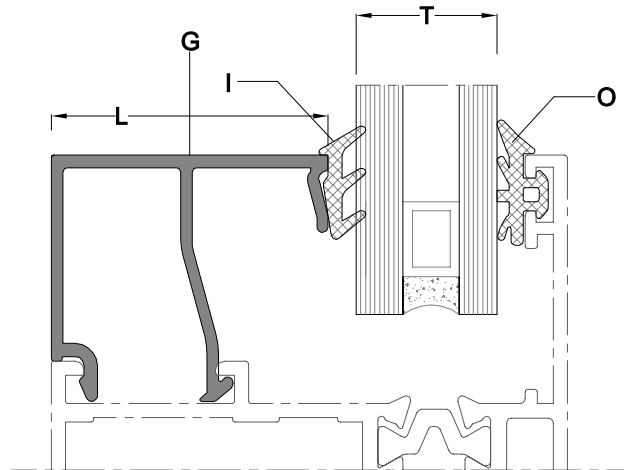


Cam Çıtası GLAZING BEAD	Profil Kodu Profile Code	(kg/mt) Weight
	1948	0,225

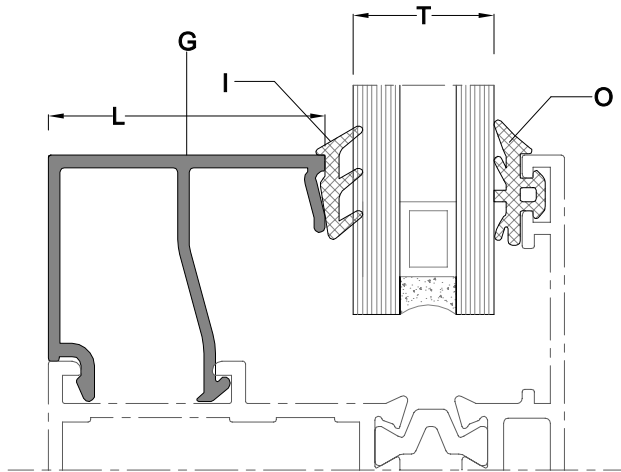


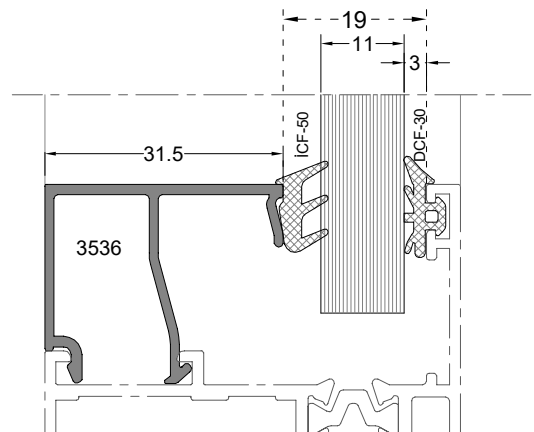
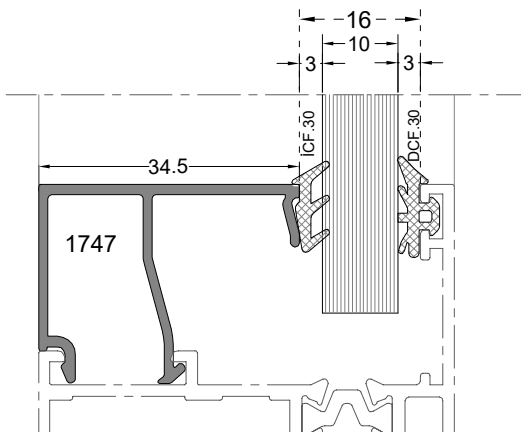
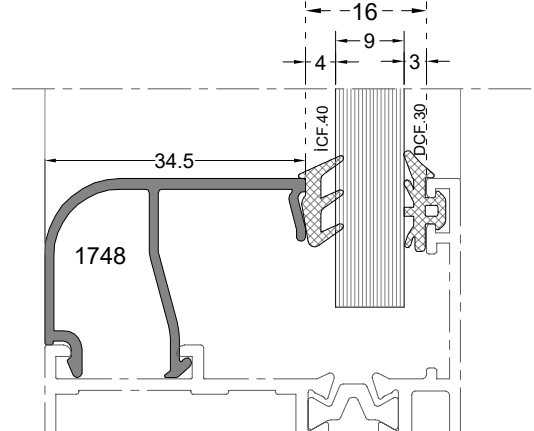
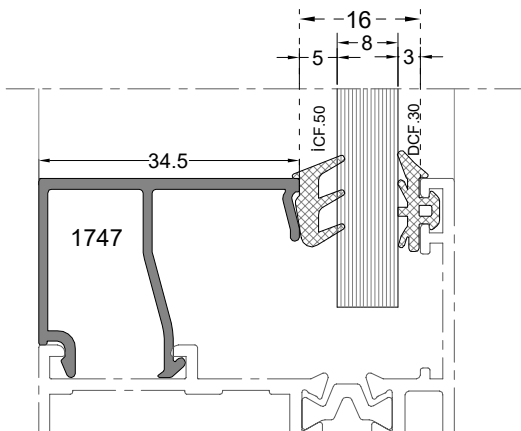
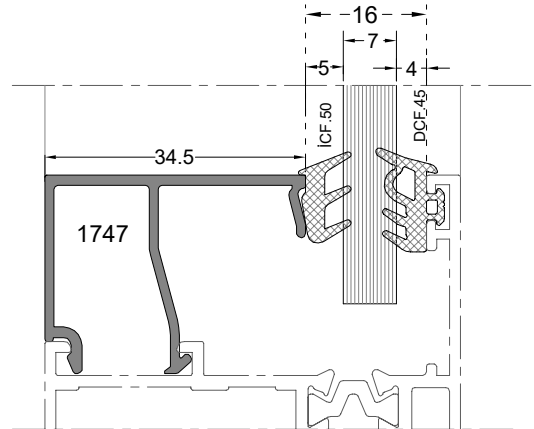
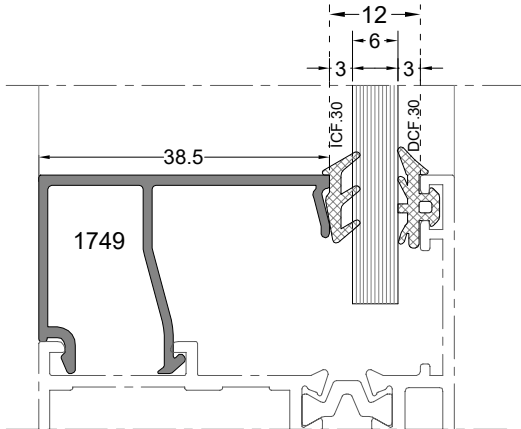
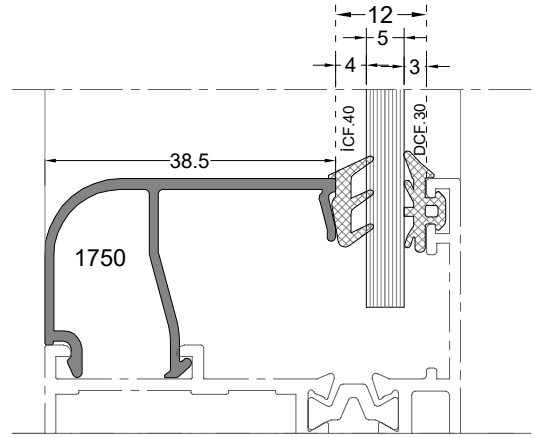
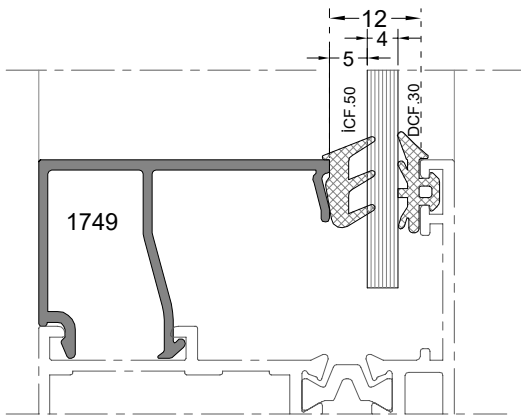
Cam Çıtası GLAZING BEAD	Profil Kodu Profile Code	(kg/mt) Weight
	3539	0,277

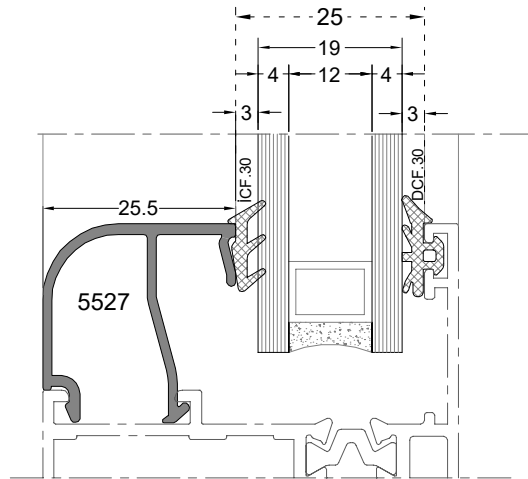
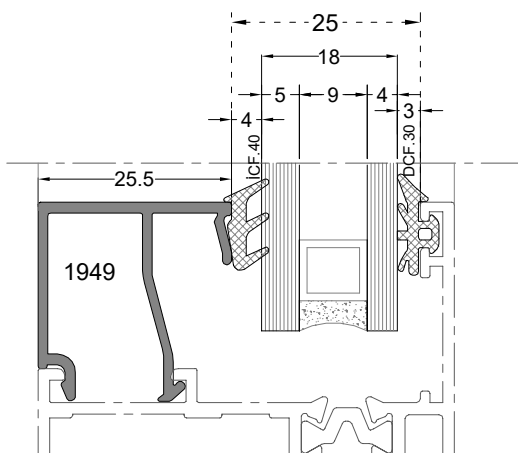
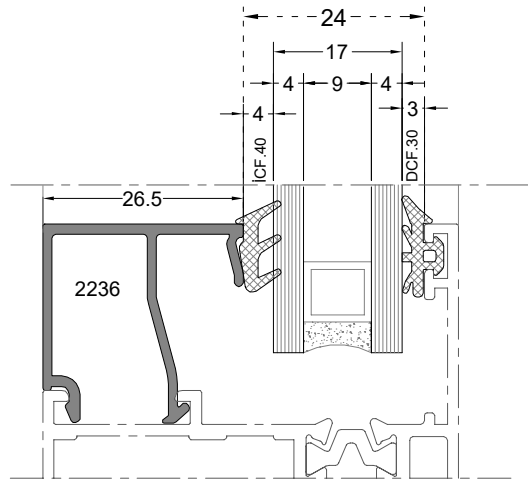
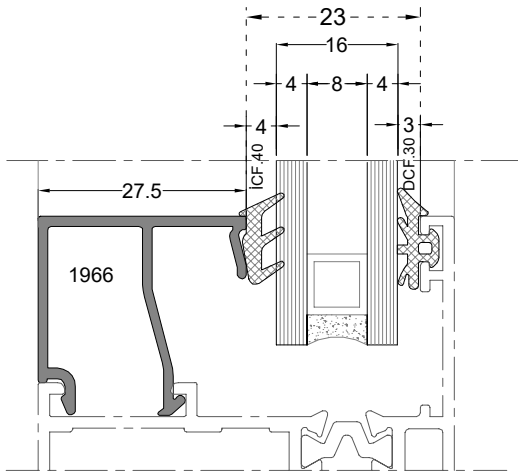
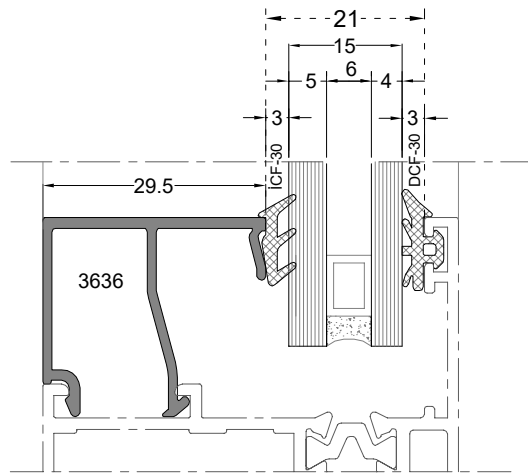
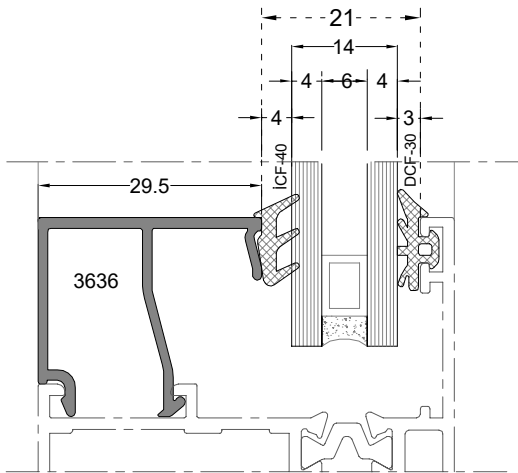
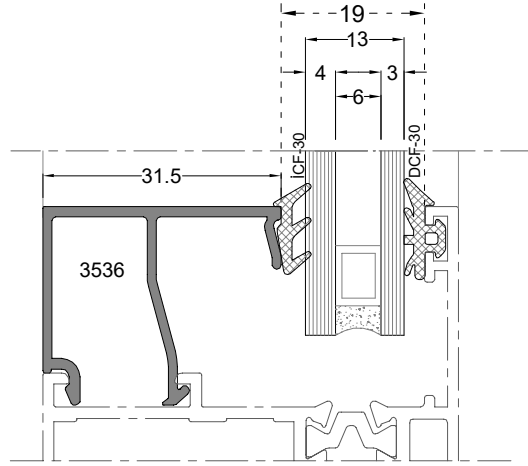
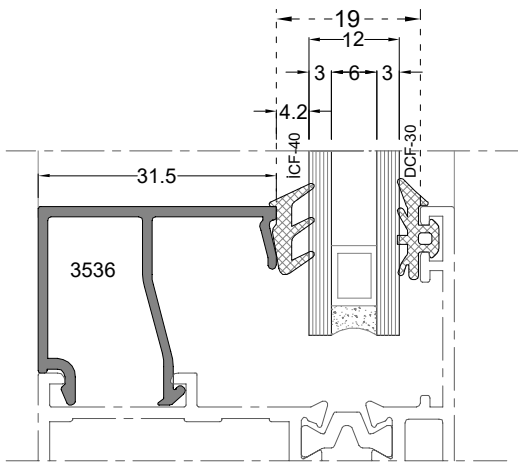
CAM ÇITASI GLAZING BEAD	CAM ÇITASI UZUNLUĞU GLAZING BEAD LENGTH	İÇ CAM FİTİLİ GLAZING GASKET(inside)	CAM KALINLIĞI GLASS THICKNESS	DIŞ CAM FİTİLİ GLAZING GASKET(outside)
(G)	(L)	(I)	(T)	(O)
1749	38,5 mm	İCF.50	4 mm	DCF.30
1750	38,5 mm	İCF.40	5 mm	DCF.30
1749	38,5 mm	İCF.30	6 mm	DCF.30
1747	34,5 mm	İCF.50	7 mm	DCF.45
1747	34,5 mm	İCF.50	8 mm	DCF.30
1748	34,5 mm	İCF.40	9 mm	DCF.30
1747	34,5 mm	İCF.30	10 mm	DCF.30
1747	34,5 mm	İCF.50	11 mm	DCF.30
3536	31,5 mm	İCF.40	12 mm	DCF.30
3536	31,5 mm	İCF.30	13 mm	DCF.30
3636	29,5 mm	İCF.40	14 mm	DCF.30
3636	29,5 mm	İCF.30	15 mm	DCF.30
1966	27,5 mm	İCF.40	16 mm	DCF.30
2236	26,5 mm	İCF.40	17 mm	DCF.30
1949	25,5 mm	İCF.40	18 mm	DCF.30
5527	25,5 mm	İCF.30	19 mm	DCF.30
1745	21,5 mm	İCF.50	20 mm	DCF.45
1745	21,5 mm	İCF.50	21 mm	DCF.30
1745	21,5 mm	İCF.40	22 mm	DCF.30
1746	21,5 mm	İCF.30	23 mm	DCF.30
5546	19,5 mm	İCF.40	24 mm	DCF.30

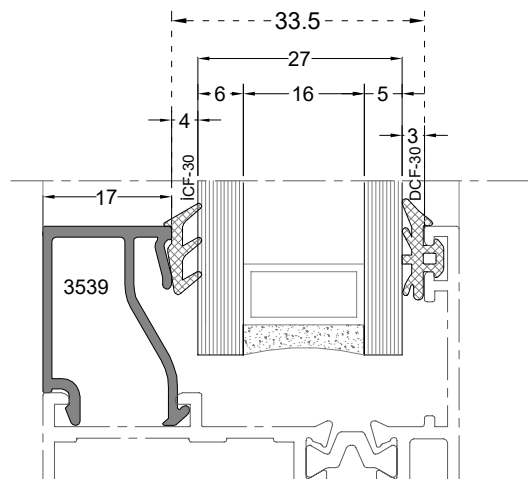
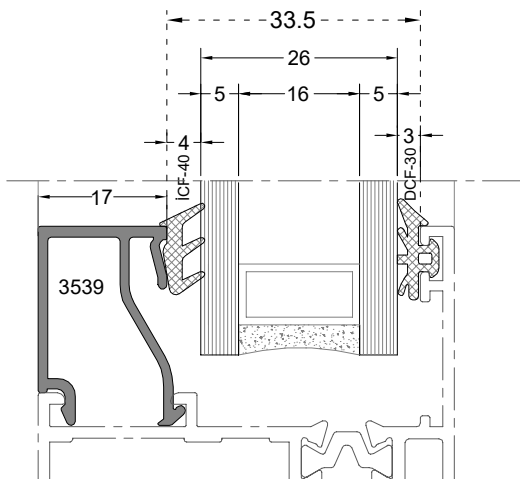
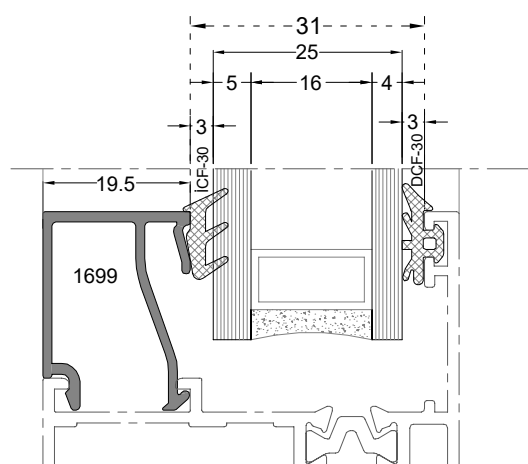
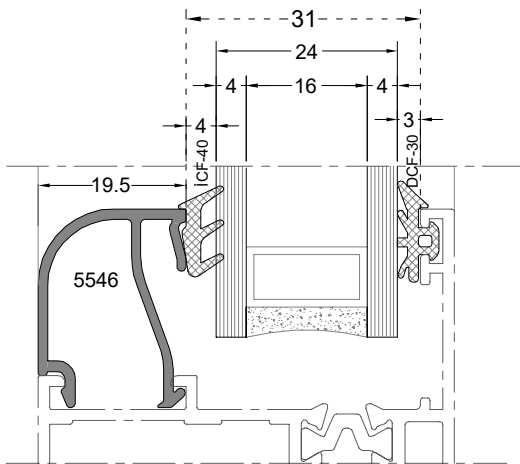
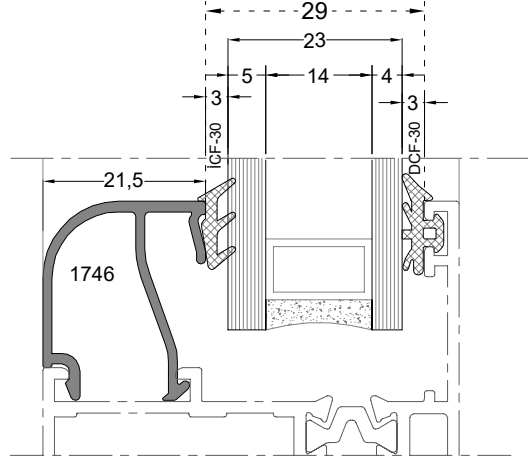
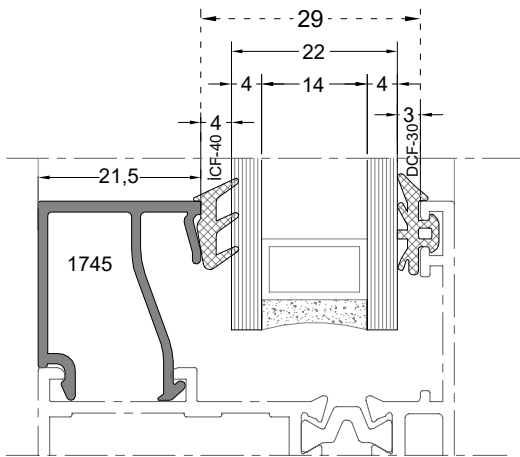
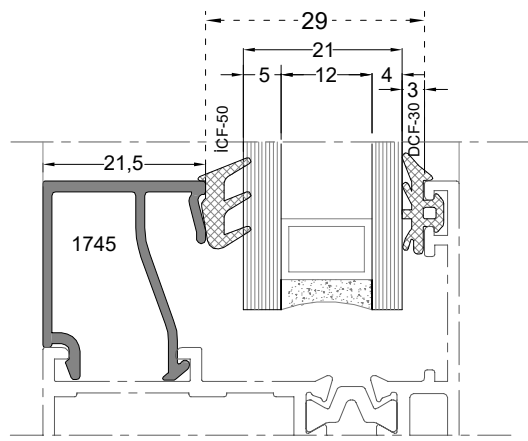
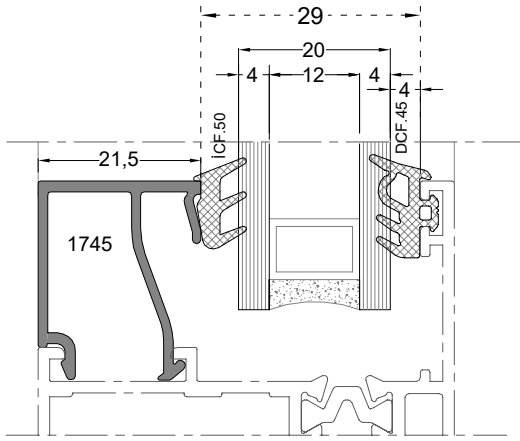


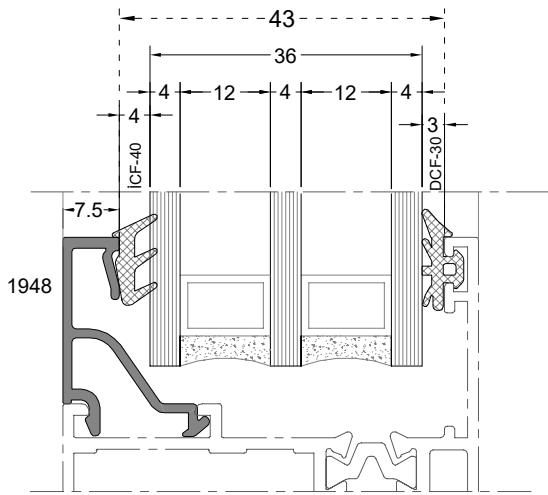
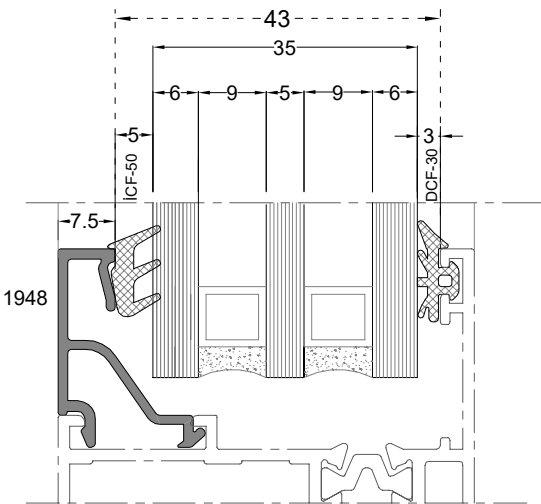
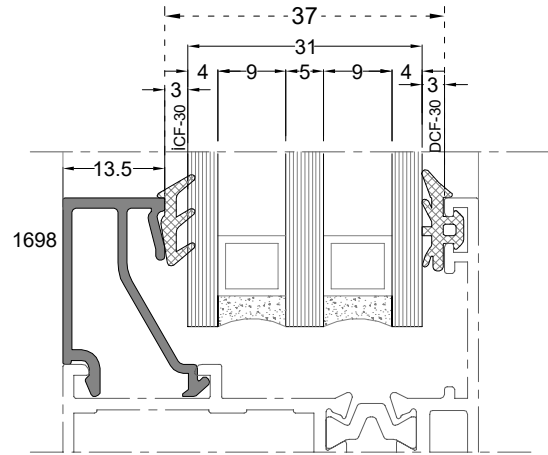
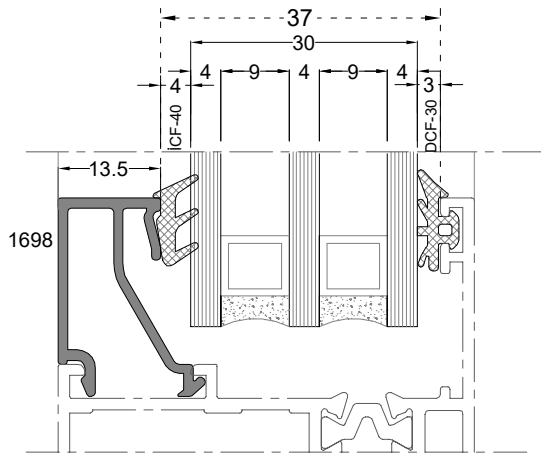
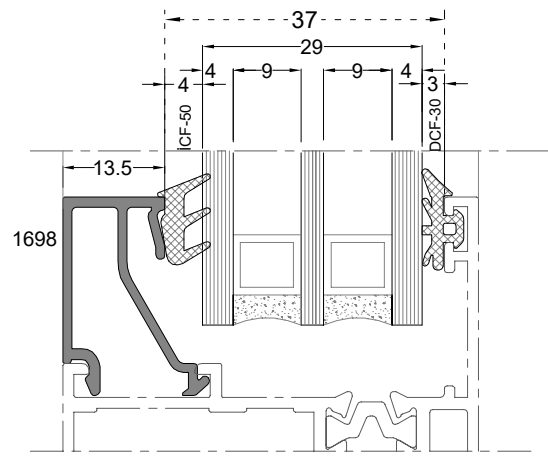
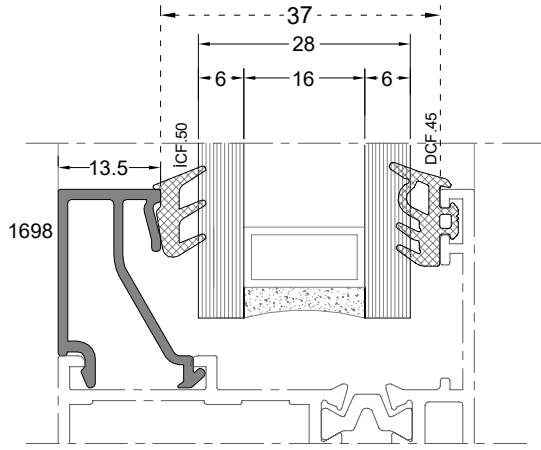
CAM ÇITASI GLAZING BEAD	CAM ÇITASI UZUNLUĞU GLAZING BEAD LENGTH	İÇ CAM FİTİLİ GLAZING GASKET(inside)	CAM KALINLIĞI GLASS THICKNESS	DIŞ CAM FİTİLİ GLAZING GASKET(outside)
(G)	(L)	(I)	(T)	(O)
1699	19,5 mm	İCF.30	25 mm	DCF.30
3539	17 mm	İCF.40	26 mm	DCF.30
3539	17 mm	İCF.30	27 mm	DCF.30
1698	13,5 mm	İCF.50	28 mm	DCF.45
1698	13,5 mm	İCF.50	29 mm <td DCF.30	
1698	13,5 mm	İCF.40	30 mm	DCF.30
1698	13,5 mm	İCF.30	31 mm	DCF.30
1948	13,5 mm	İCF.50	35 mm	DCF.30
1948	13,5 mm	İCF.40	36 mm	DCF.30

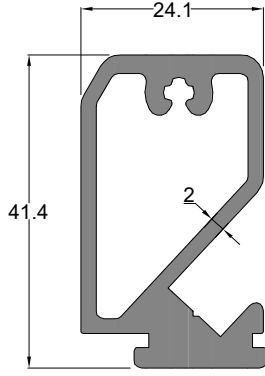




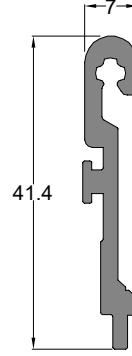






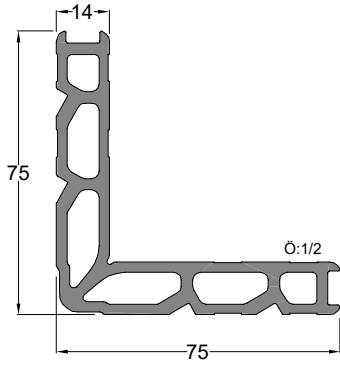


Orta Kayıt Bağlantı Profil MULLION CONNECTION PROFILE	Profil Kodu Profile Code	(kg/mt) Weight
	1773	0,985



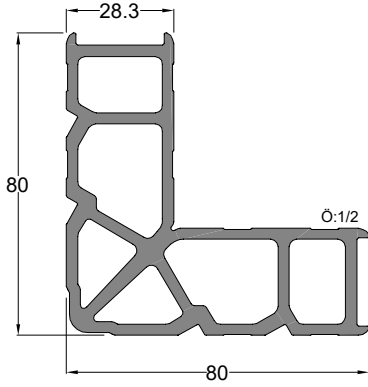
Orta Kayıt Bağlantı Profil MULLION CONNECTION PROFILE	Profil Kodu Profile Code	(kg/mt) Weight
	1774	0,365

Orta Kayıt Bağlantı Profil Kodu Mullion Connection Profile Code	Kullanıldığı Profil Compatible Profile	Kesim Boyu (mm) Cutting Length (mm)
1773 1774	1700-1716	14,00 mm
	1702-1761	14,00 mm
	1704-1717	28,50 mm
	1706-1718	28,50 mm
	6012-6013	50,50 mm



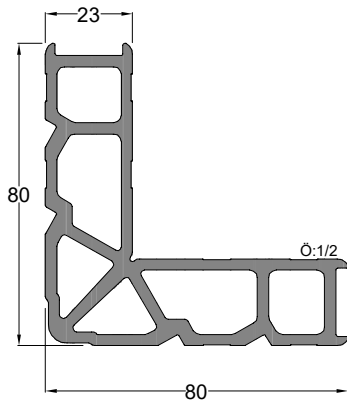
Köşe Takoz Profili CORNER WEDGE PROFILE	Profil Kodu Profile Code	(kg/mt) Weight
	1662	2,576

Köşe Takoz Profil Kodu Corner Wedge Profile Code	Kullanıldığı Profil Used Profile	Kesim Boyu (mm) Cutting Length (mm)	
1662	6004	43,70 mm	
	6005	52,20 mm	
	6000-6001	47,20 mm	
	6002-6003	47,00 mm	
	6024	45,90 mm	
	6008	31,20 mm	
	6010	30,90 mm	
	1700	25,00 mm	
	1716	8,00 mm	
	1702	24,00 mm	
	1761	7,00 mm	
	12650		19,50 mm
			49,50 mm
	12052	56,70 mm	



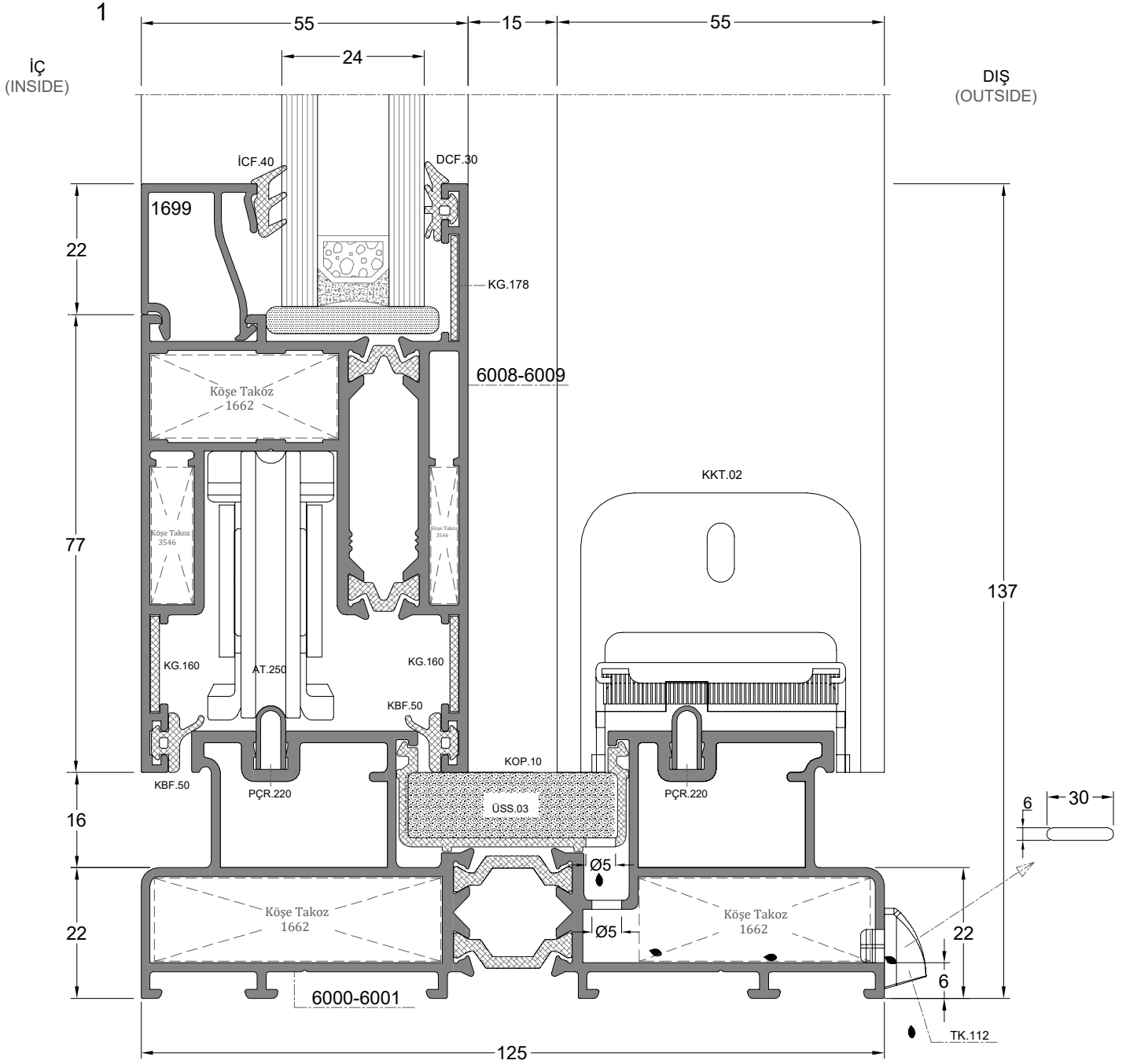
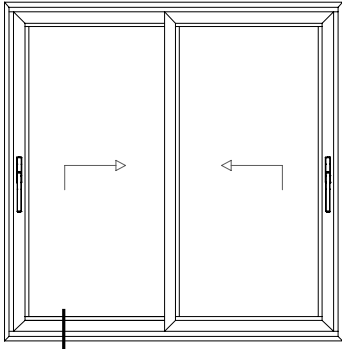
Köşe Takoz Profili CORNER WEDGE PROFILE	Profil Kodu Profile Code	(kg/mt) Weight
	1663	3,526

Köşe Takoz Profil Kodu Corner Wedge Profile Code	Kullanıldığı Profil Used Profile	Kesim Boyu (mm) Cutting Length (mm)
1663	1704	25,00 mm
	1717	8,00 mm
	1706	24,00 mm
	1718	7,00 mm

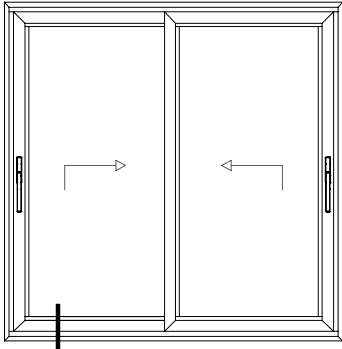


Köşe Takoz Profili CORNER WEDGE PROFILE	Profil Kodu Profile Code	(kg/mt) Weight
	3546	3,357

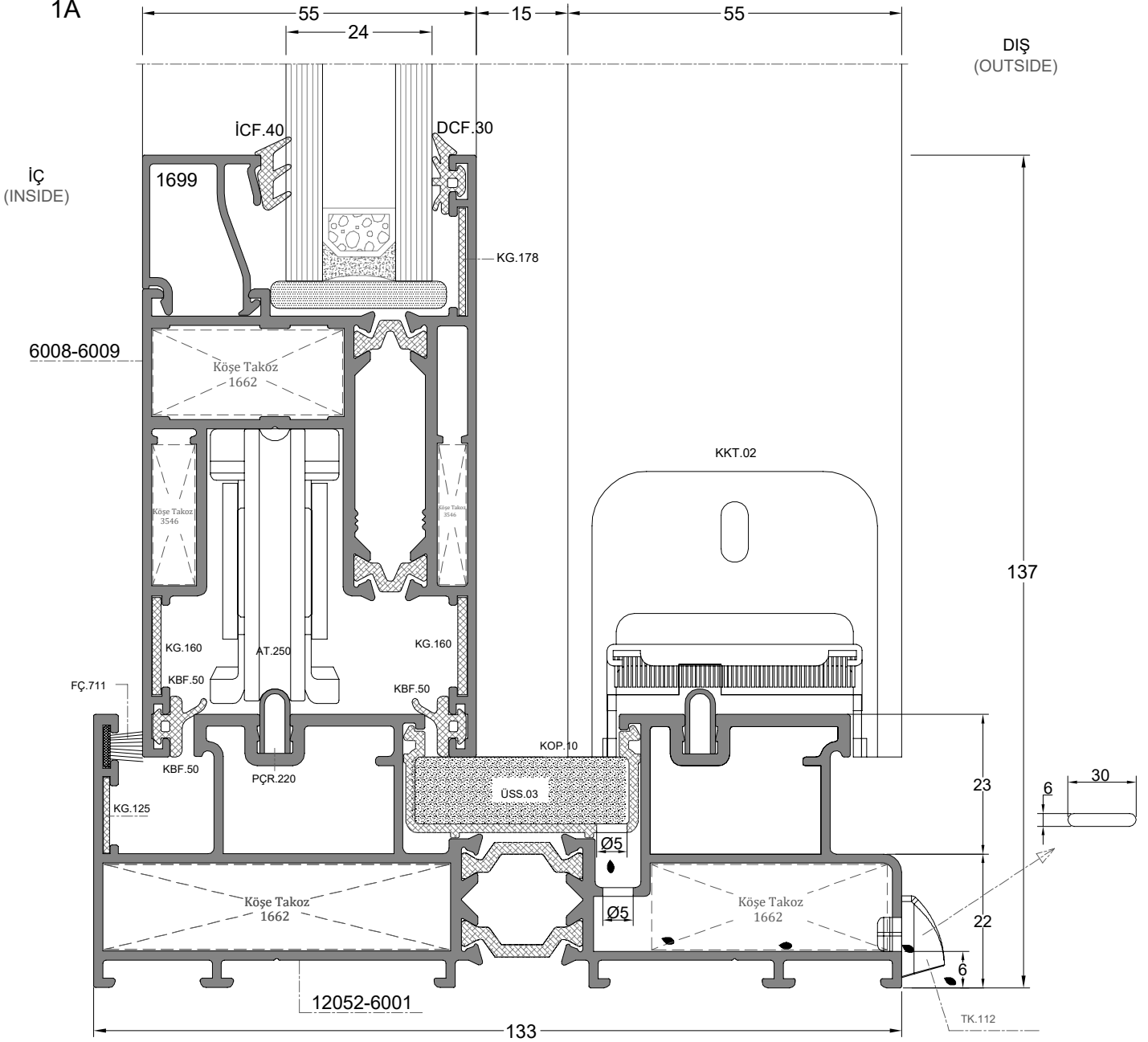
Köşe Takoz Profil Kodu Corner Wedge Profile Code	Kullanıldığı Profil Used Profile	Kesim Boyu (mm) Cutting Length (mm)
3546	6008	6,90 mm
	6009	4,50 mm
	6010	6,50 mm
	6011	4,10 mm



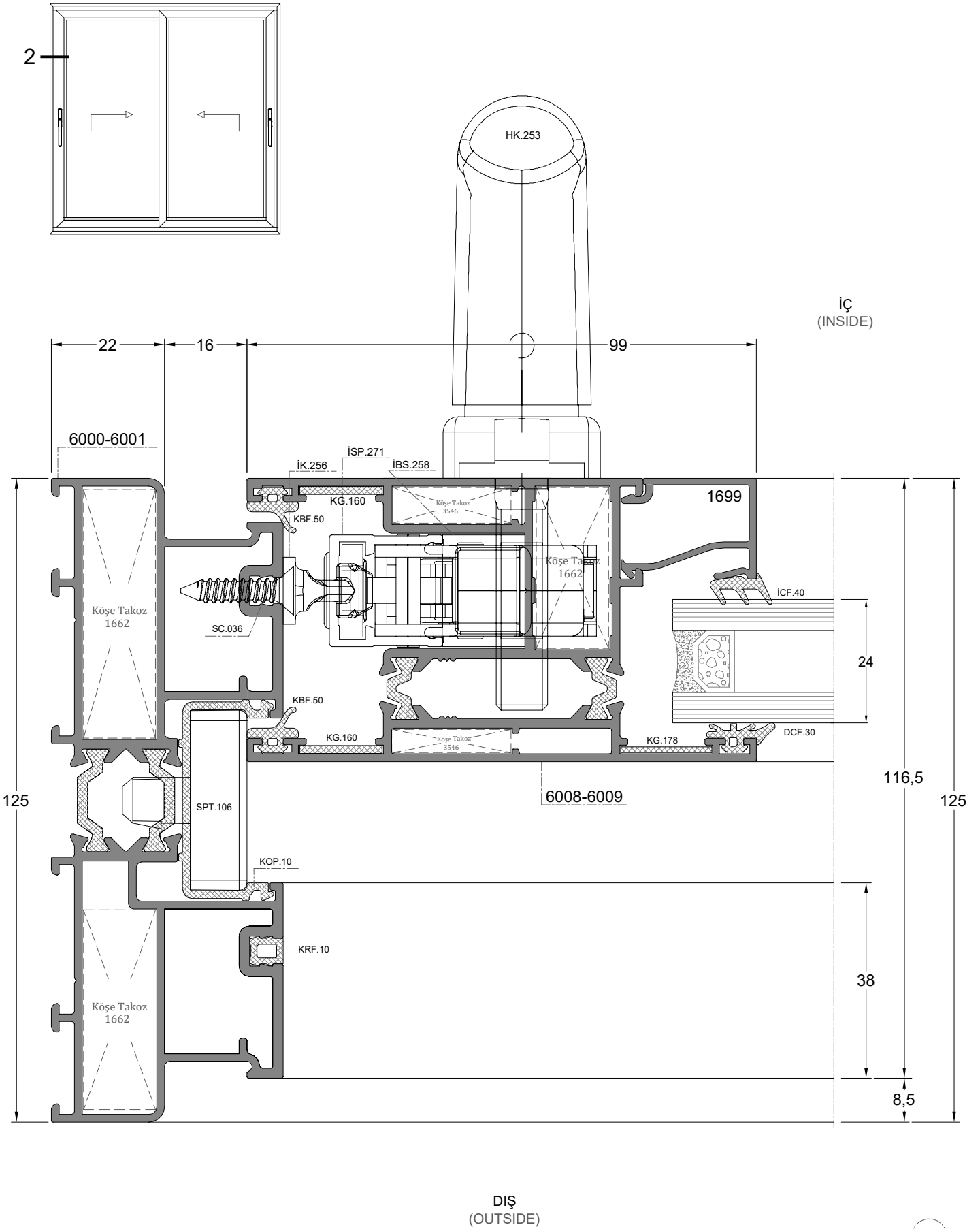
D-1



1A

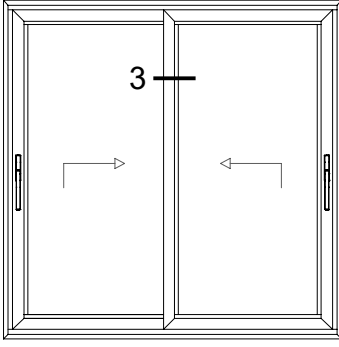


D-1A

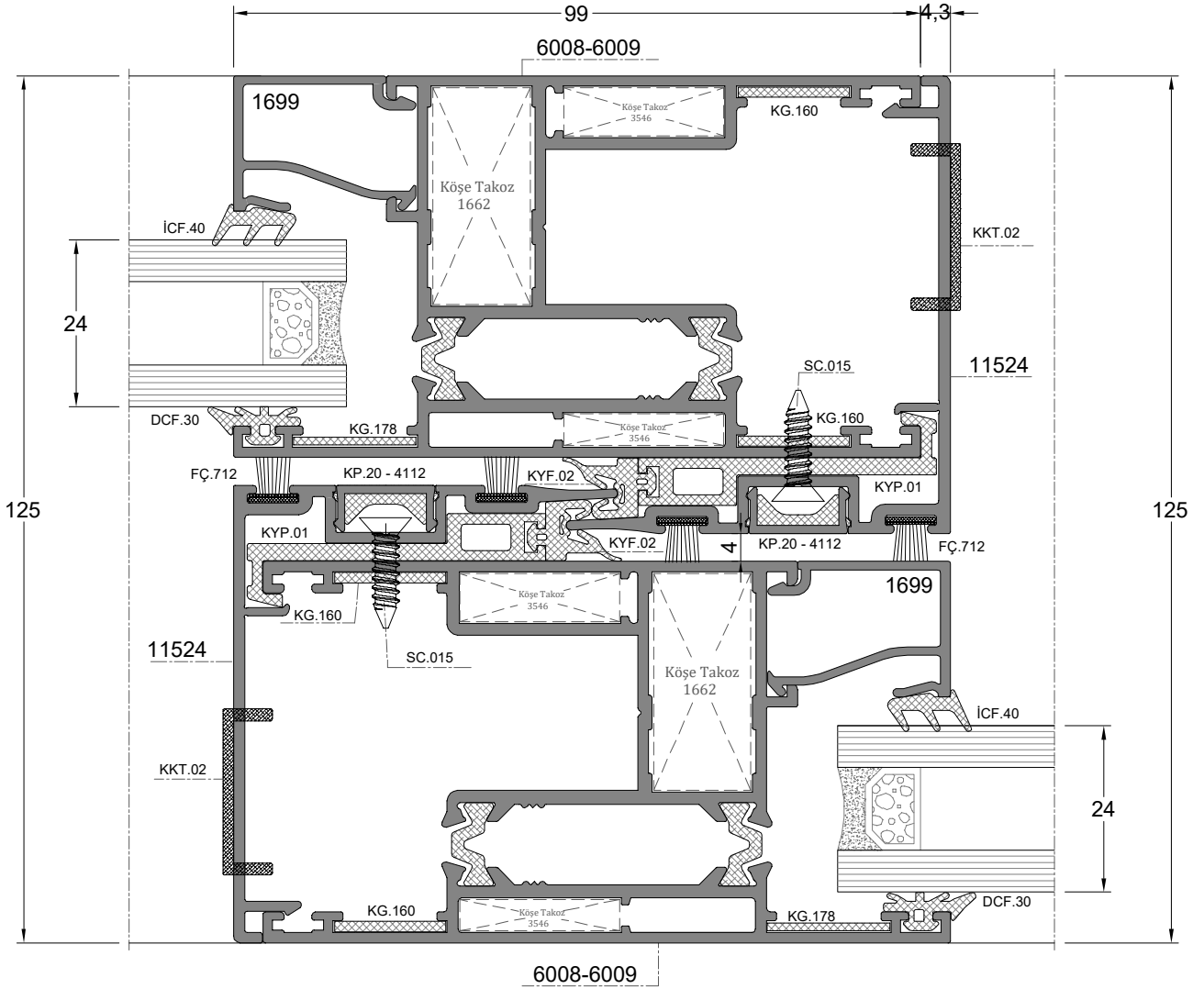


DIŞ
(OUTSIDE)

D-2

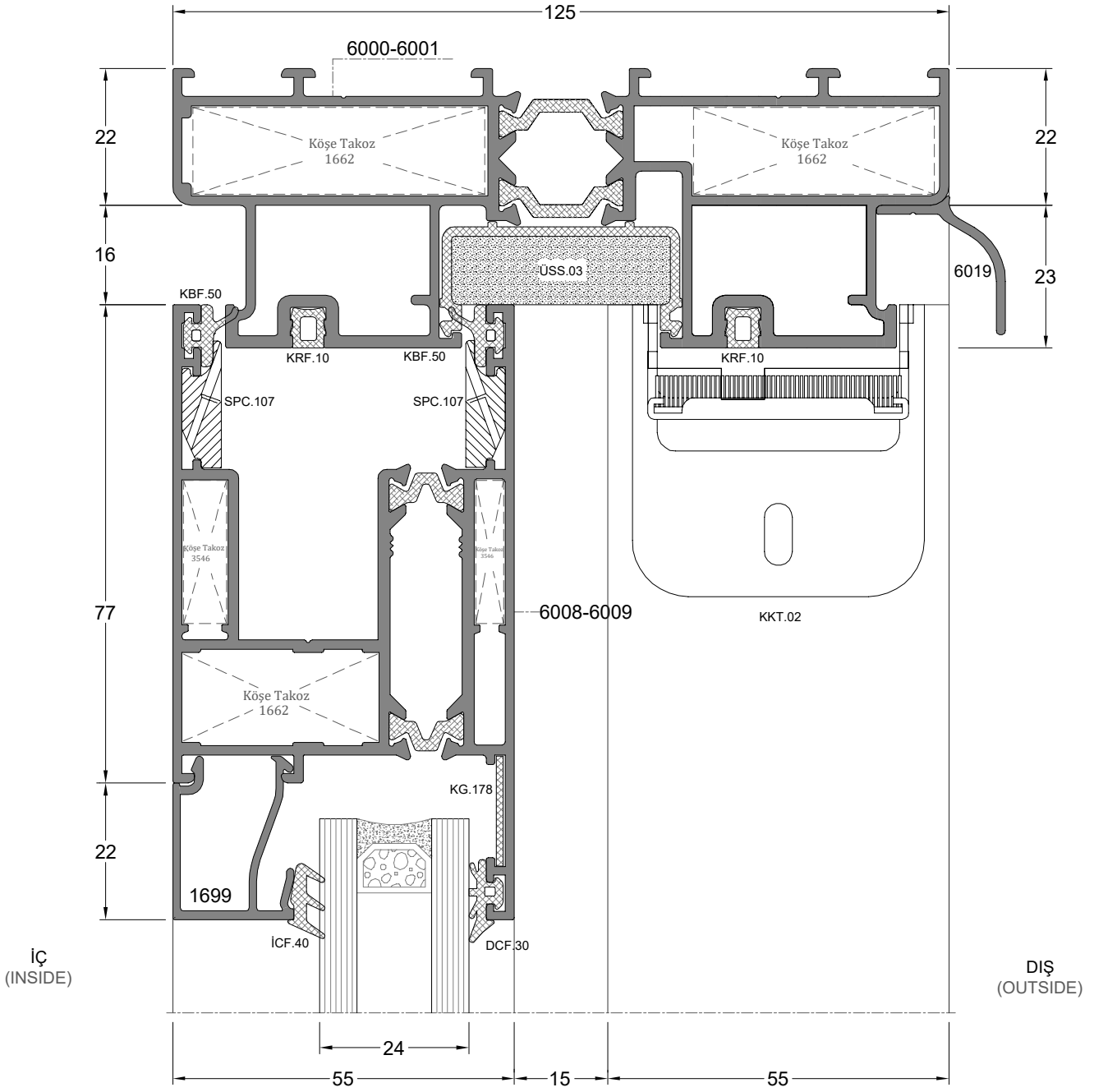
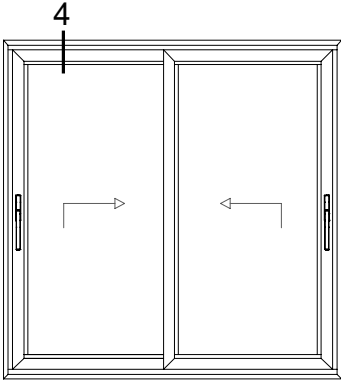


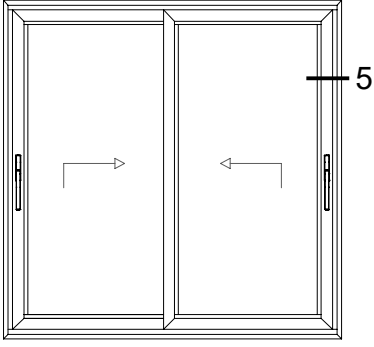
İÇ
(INSIDE)



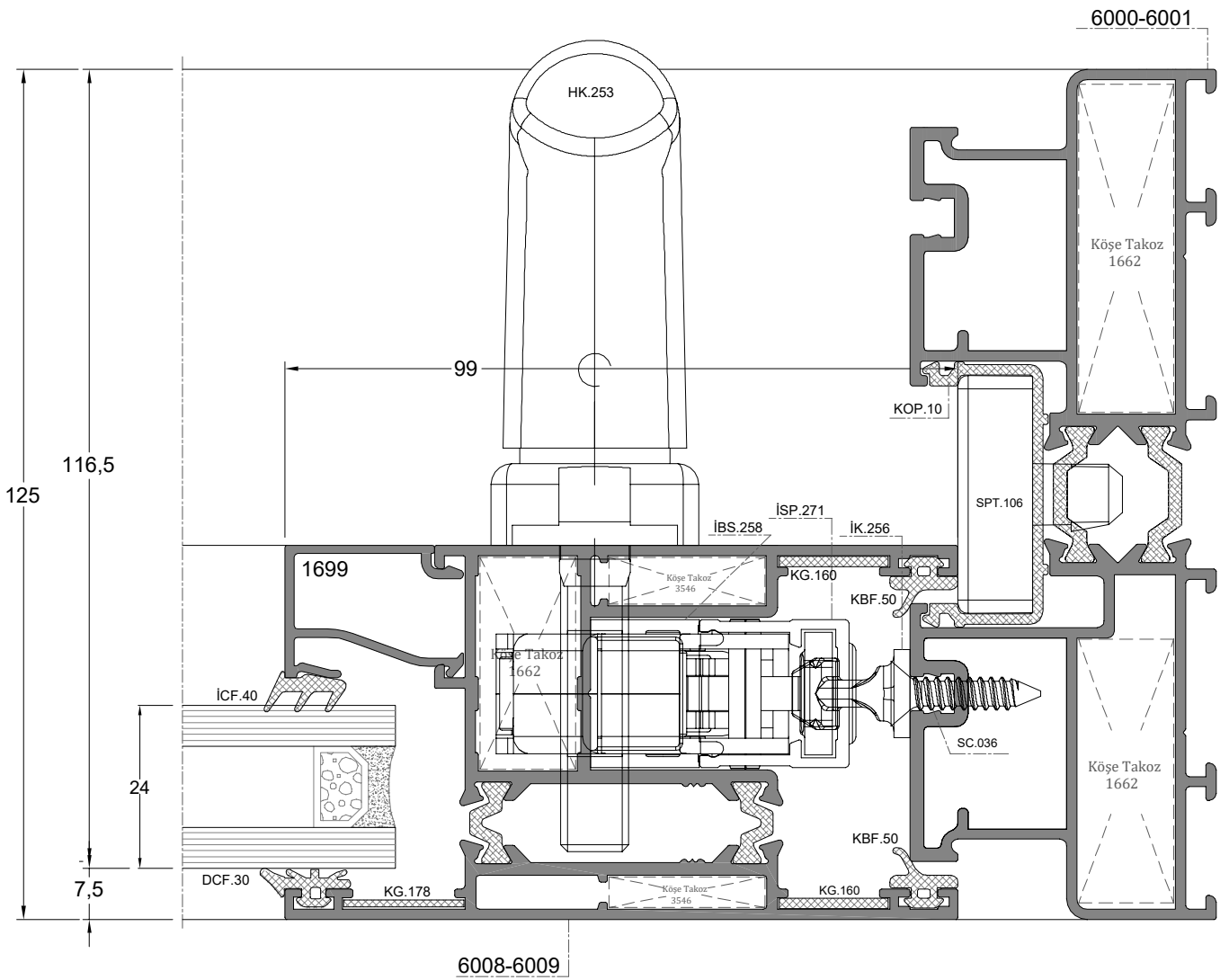
DIŞ
(OUTSIDE)

D-3

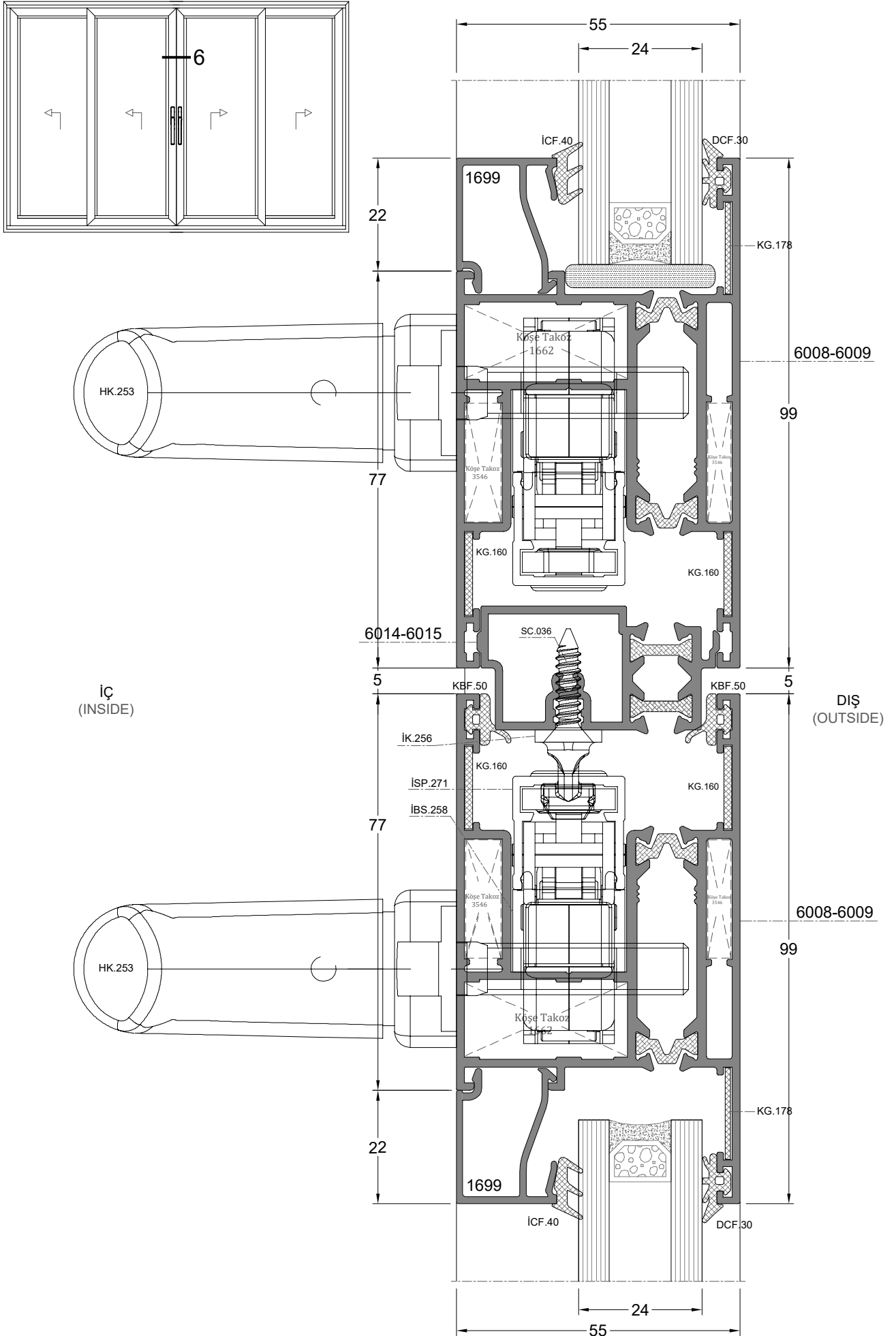




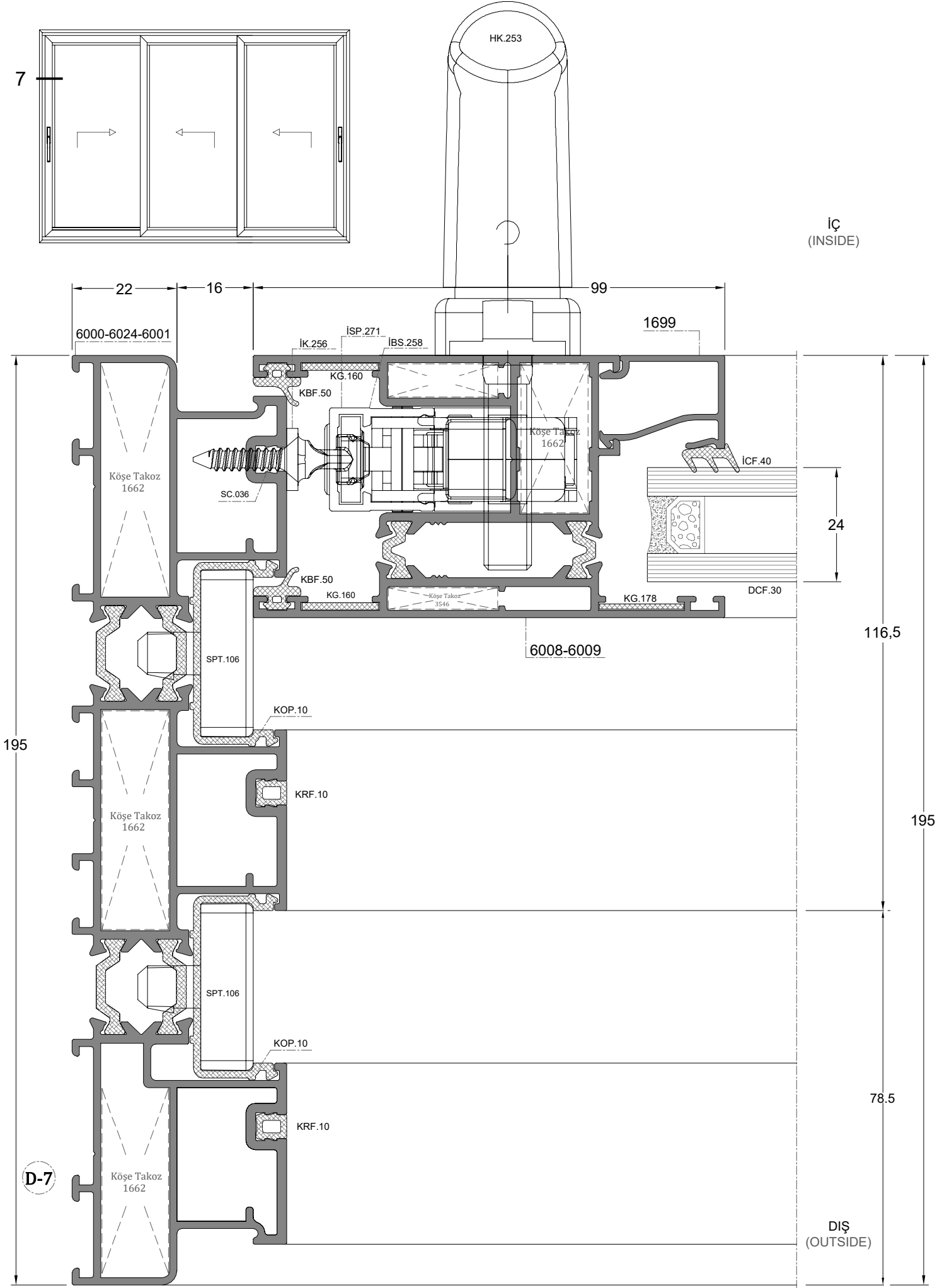
İÇ
(INSIDE)

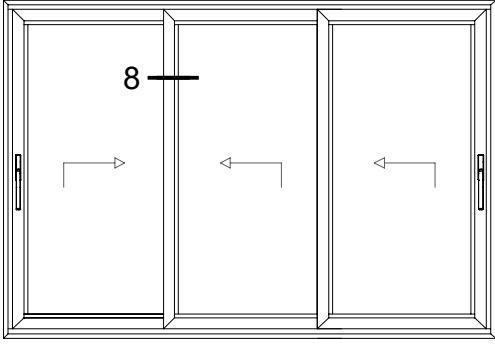


DIŞ
(OUTSIDE)

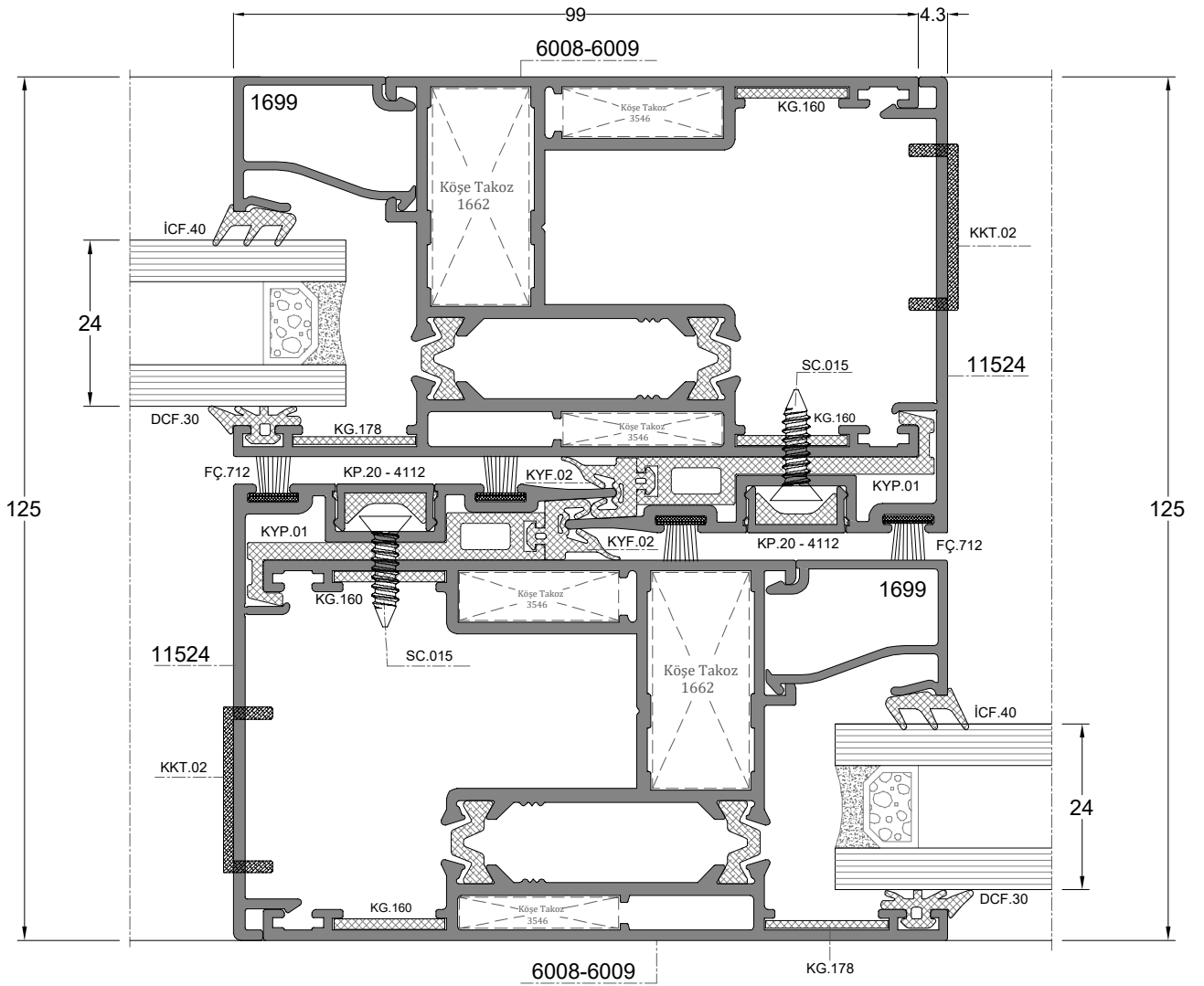


D-5



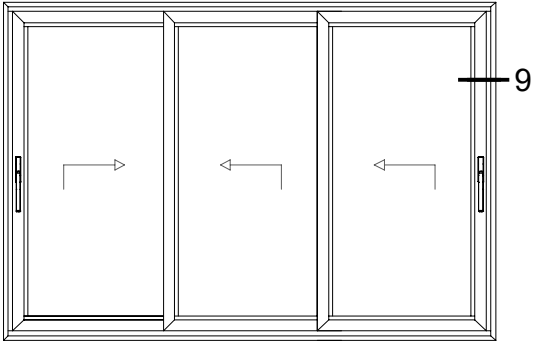


İÇ
(INSIDE)



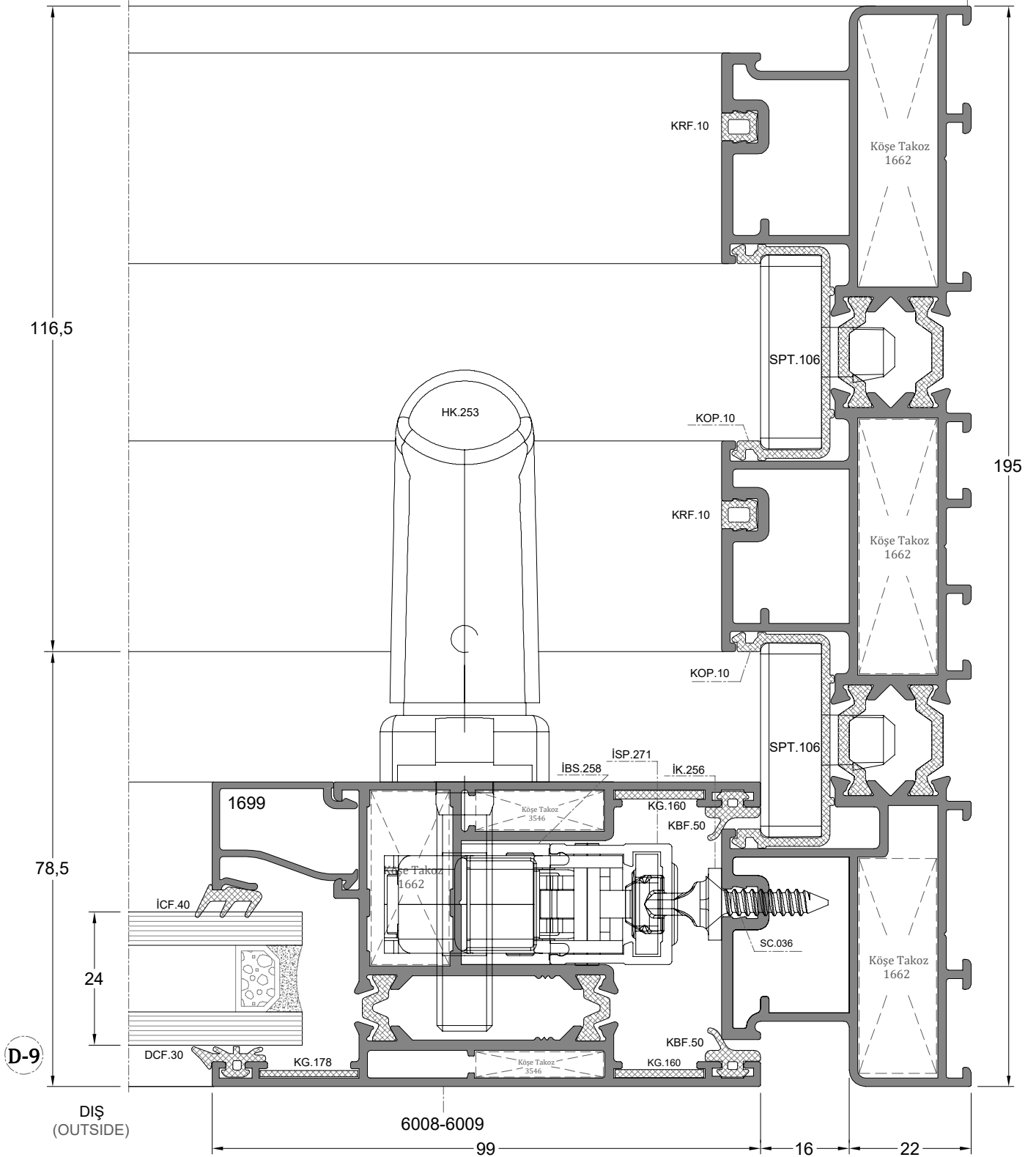
D-8

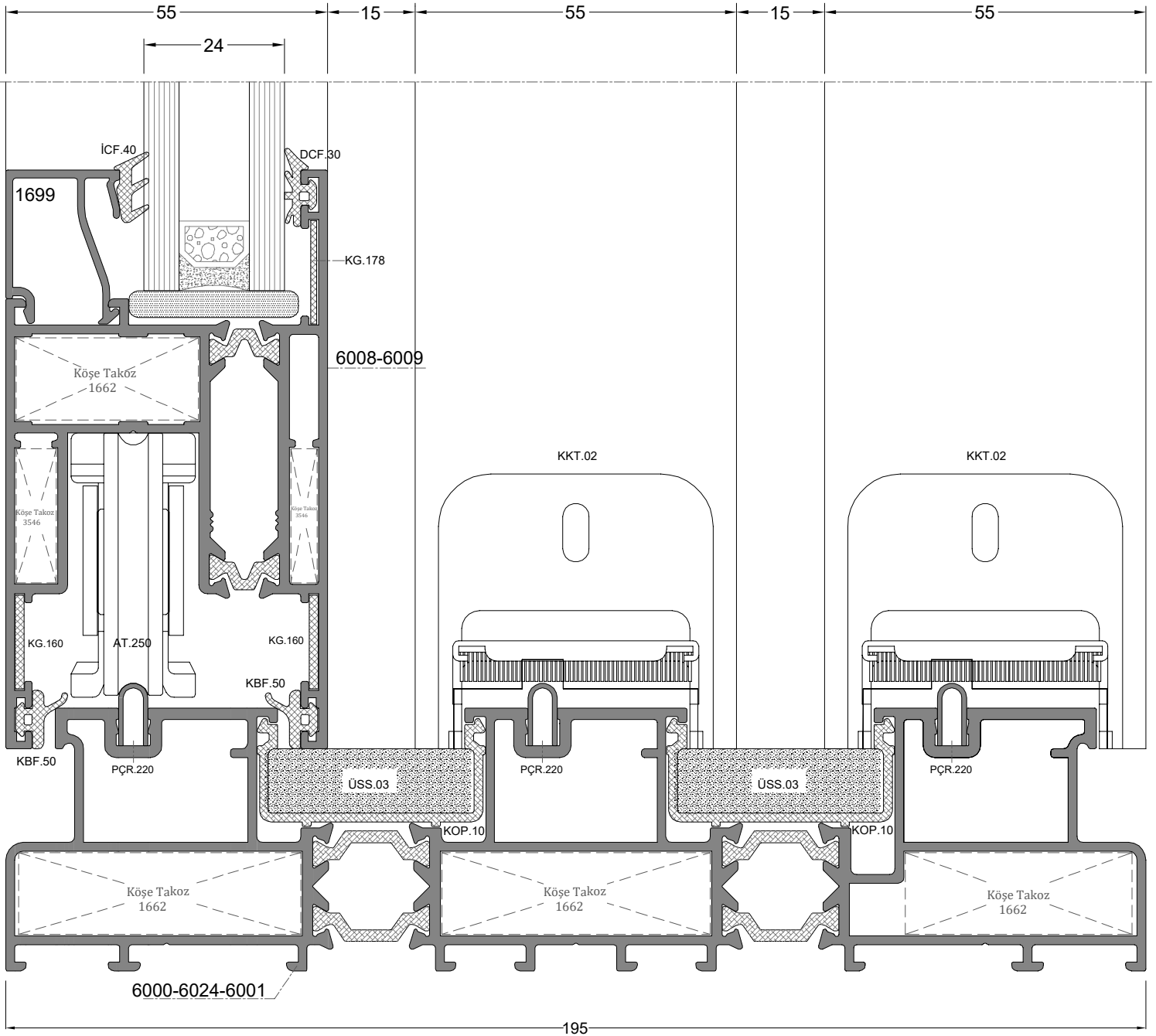
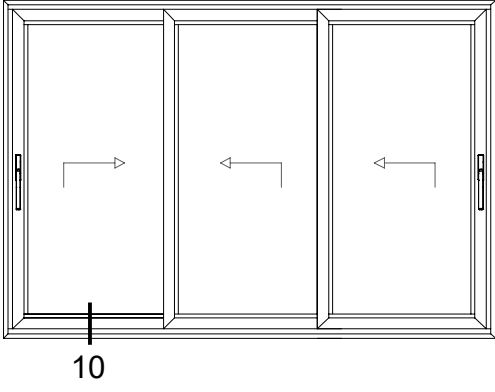
DIŞ
(OUTSIDE)



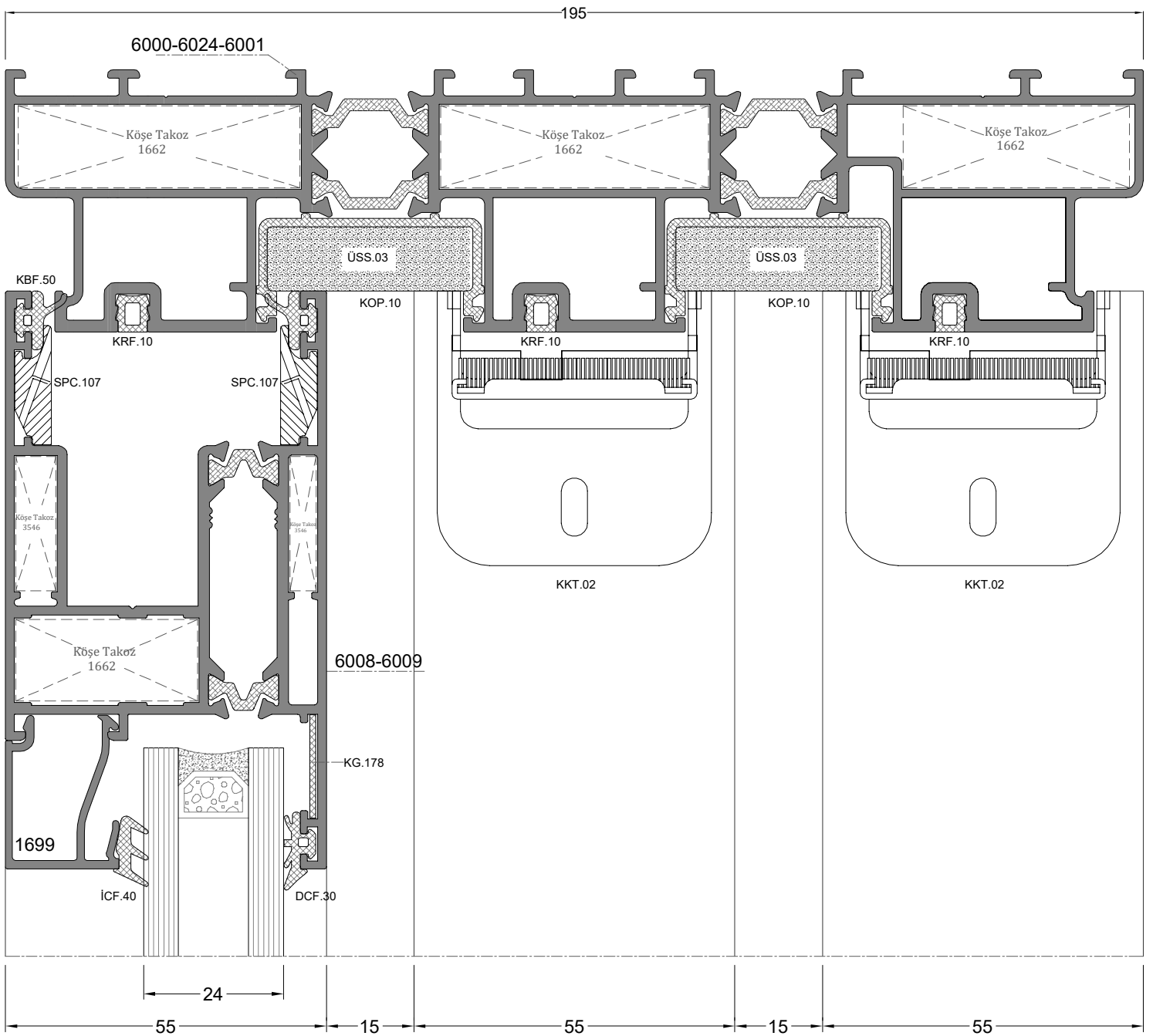
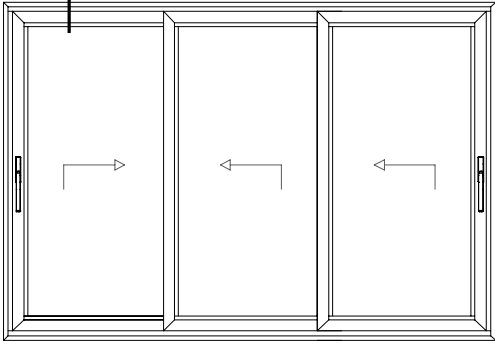
İÇ
(INSIDE)

6000-6024-6001

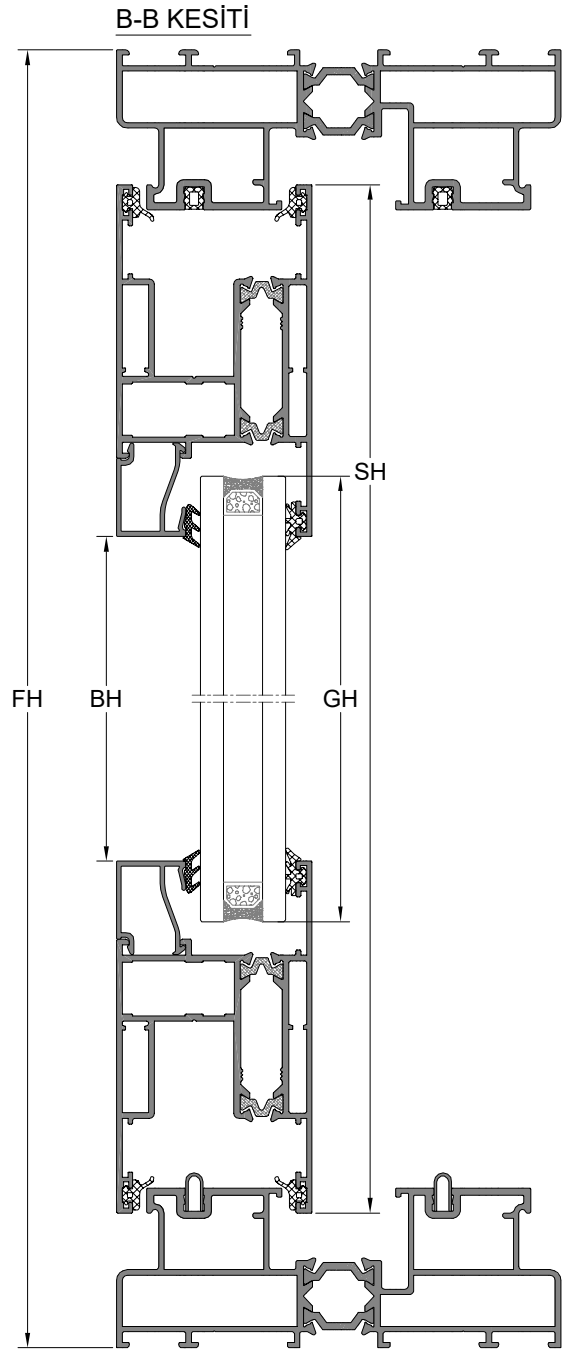
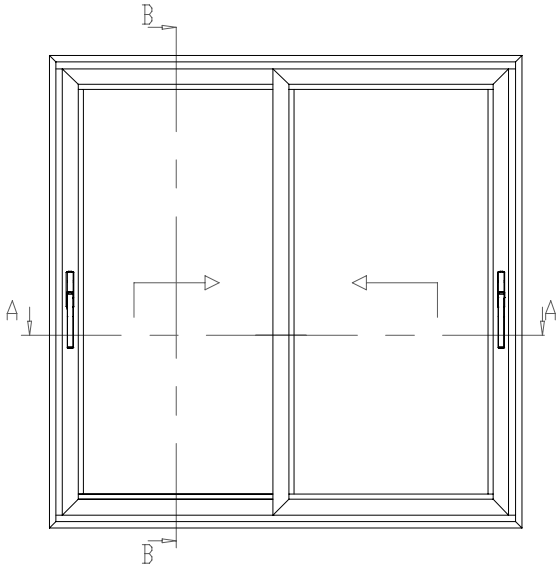




11



D-11



PROFİLLER / PROFILES

Kod Code	Çizim Drawing	Kesim Cut	Miktar Quantity	Ölçüler Dimensions
6000-6001 Kasa Frame			2 Pcs / Adet	FL
			2 Pcs / Adet	FH
6008-6009 Kanat Sash			4Pcs / Adet	$SL = (FL/2)+9,4$
			4Pcs / Adet	$SH = FH-76$
1699 Çita Bead			4Pcs / Adet	$BL = SL-154$
			4Pcs / Adet	$BH = SH - 198$

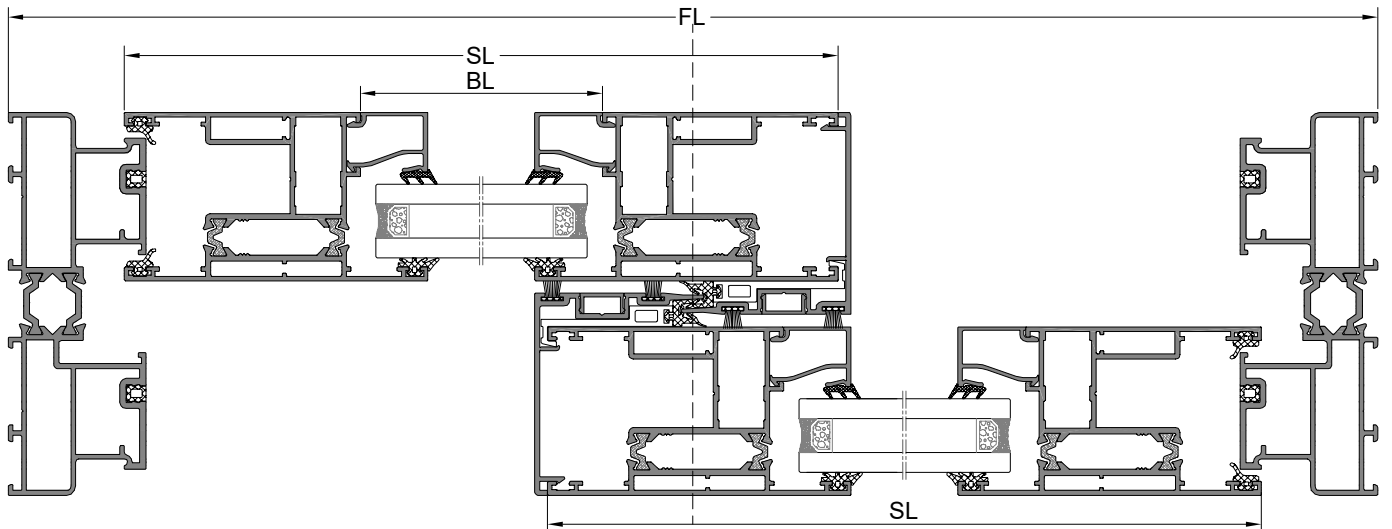
CAM / GLASS

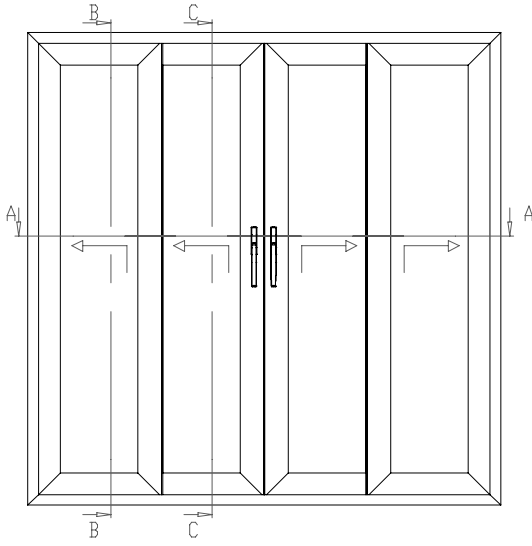
Kod Code	Çizim Drawing	Miktar Quantity	Ölçüler Dimensions
CAM GLASS		2 Pcs / Adet	$GL = SL-164$
			$GH = SH-164$

CAM ÖLÇÜLERİ EŞİT KABUL EDİLEREK FORMULIZE EDİLMİŞTİR.

GLASS DIMENSIONS ARE FORMULATED, ACCEPT EQUAL.

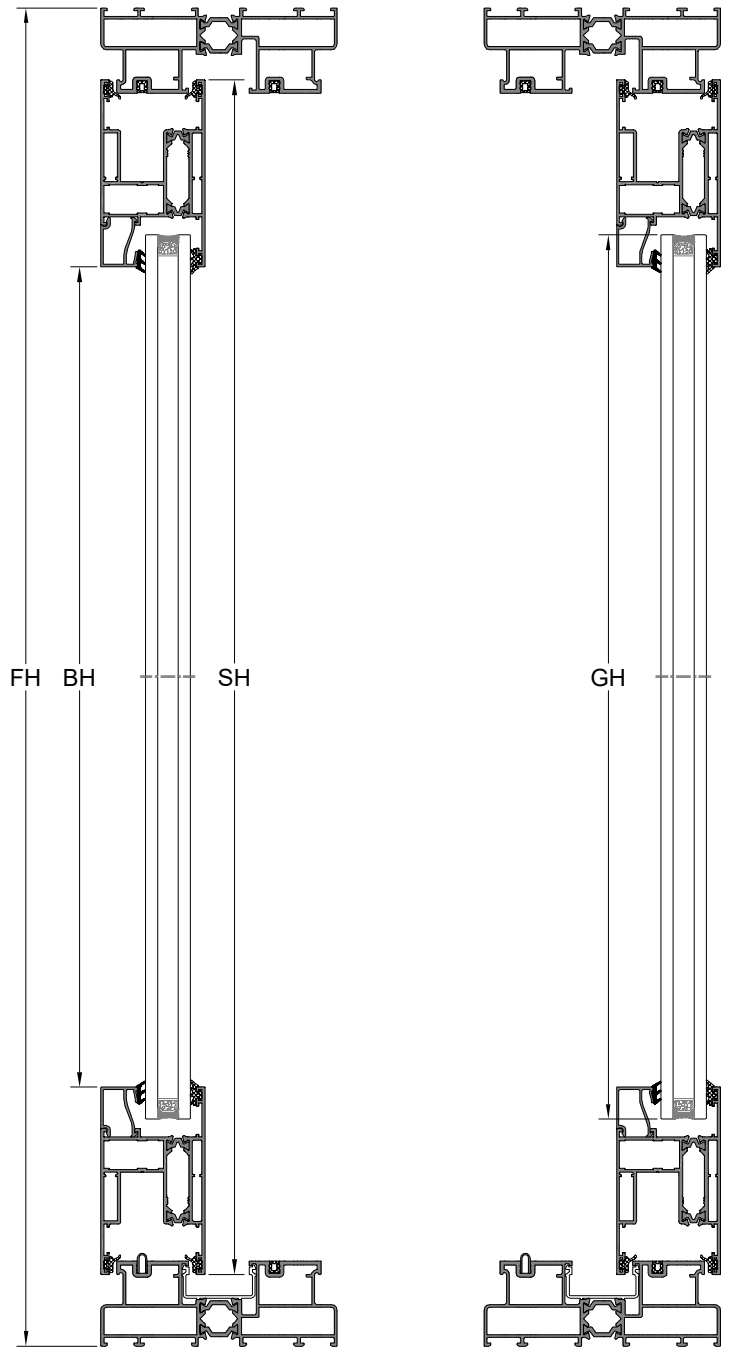
A-A KESİTİ





B-B KESİTİ

C-C KESİTİ



PROFİLLER / PROFILES

Kod Code	Çizim Drawing	Kesim Cut	Miktar Quantity	Ölçüler Dimensions
6000-6001 Kasa Frame			2 Pcs / Adet	FL
			2 Pcs / Adet	FH
6008-6009 Kanat Sash			8Pcs / Adet	SL = (FL/4)+27
			8Pcs / Adet	SH = FH-76
6012-6013 Adaptör Adapter			1Pcs / Adet	AH = SH-76-(38)
1699 Çita Bead			8Pcs / Adet	BL = SL-154
			8Pcs / Adet	BH = SH - 198

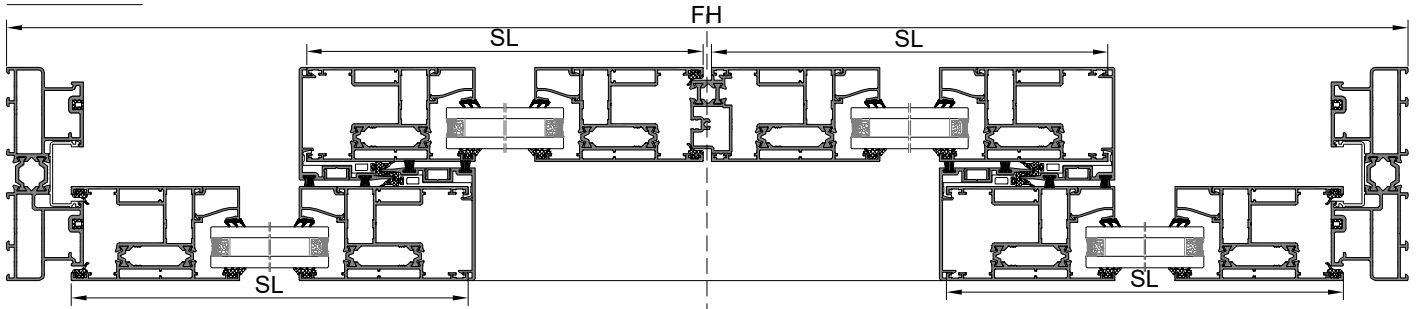
CAM / GLASS

Kod Code	Çizim Drawing	Miktar Quantity	Ölçüler Dimensions
CAM GLASS		4 Pcs / Adet	GL = SL-164
			GH = SH-164

CAM ÖLÇÜLERİ EŞİT KABUL EDİLEREK
FORMULİZE EDİLMİŞTİR.

GLASS DIMENSIONS ARE
FORMULATED, ACCEPT EQUAL.

A-A KESİTİ



HS55 sisteminde uygulanabilecek, FORZA düz sürme aksesuar setidir.

- 1 kanat için set içinde
- *2 adet rulman (01 300191)
 - *1 adet ispanyolet (01 300190)
 - *1 adet pencere kolu (01 300192)
 - *1 adet çekme kolu (01 300193)
 - *4 adet kilit karşılığı (01 300194)
 - *1 adet hizalama karşılığı (01 300195)
 - *4 adet besleme plastiği (01 300196)
 - *1 adet stoper bulunur. (01 300197)

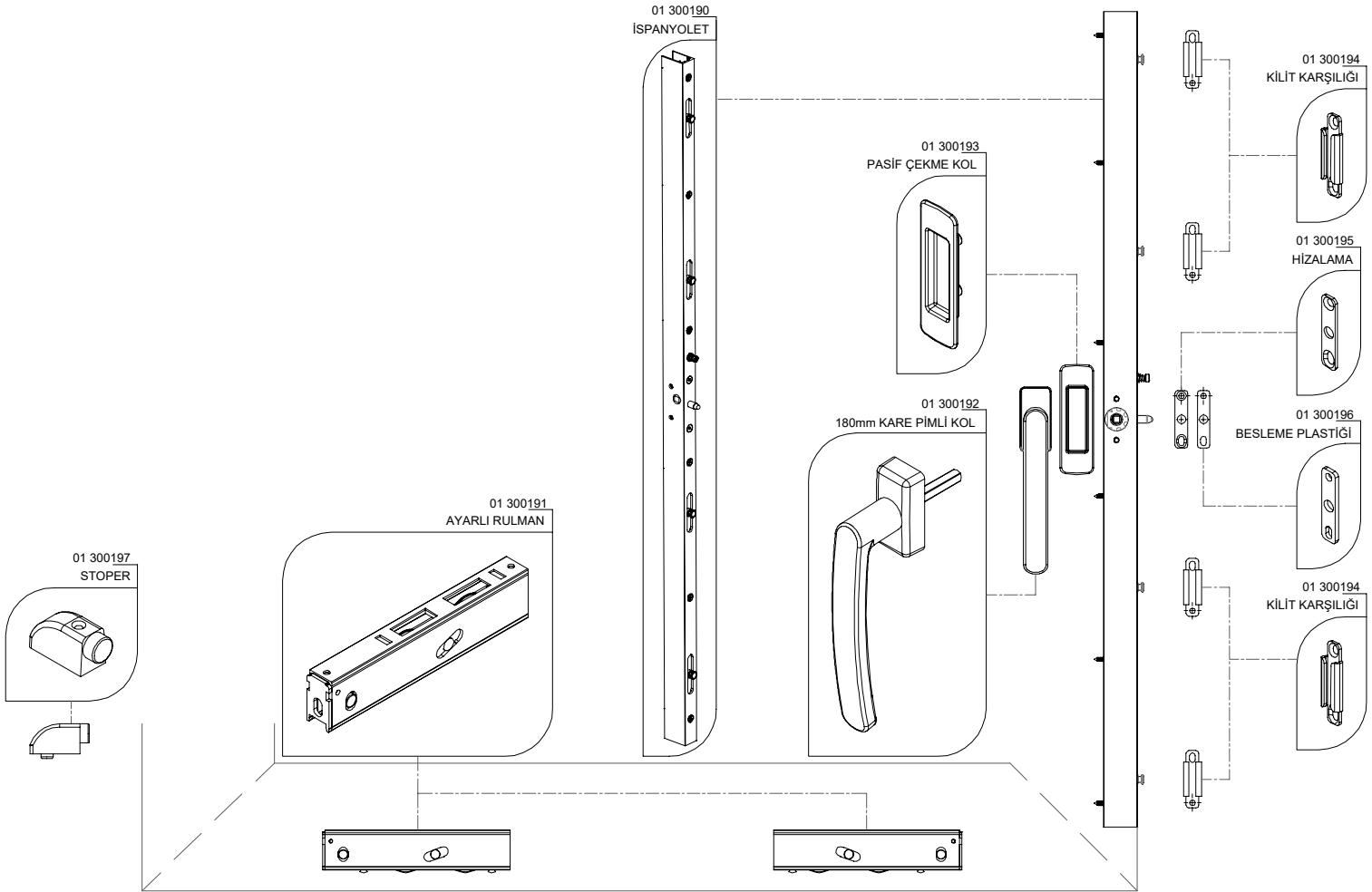
200 kg taşıma kapasitesine sahip $\pm 2,5$ mm yükseklik ayarlı rulman kullanılır.

Emniyet mandallı, 4 noktadan kilitlemeli ve kanat hizalama pimli ispanyolet kullanılır.

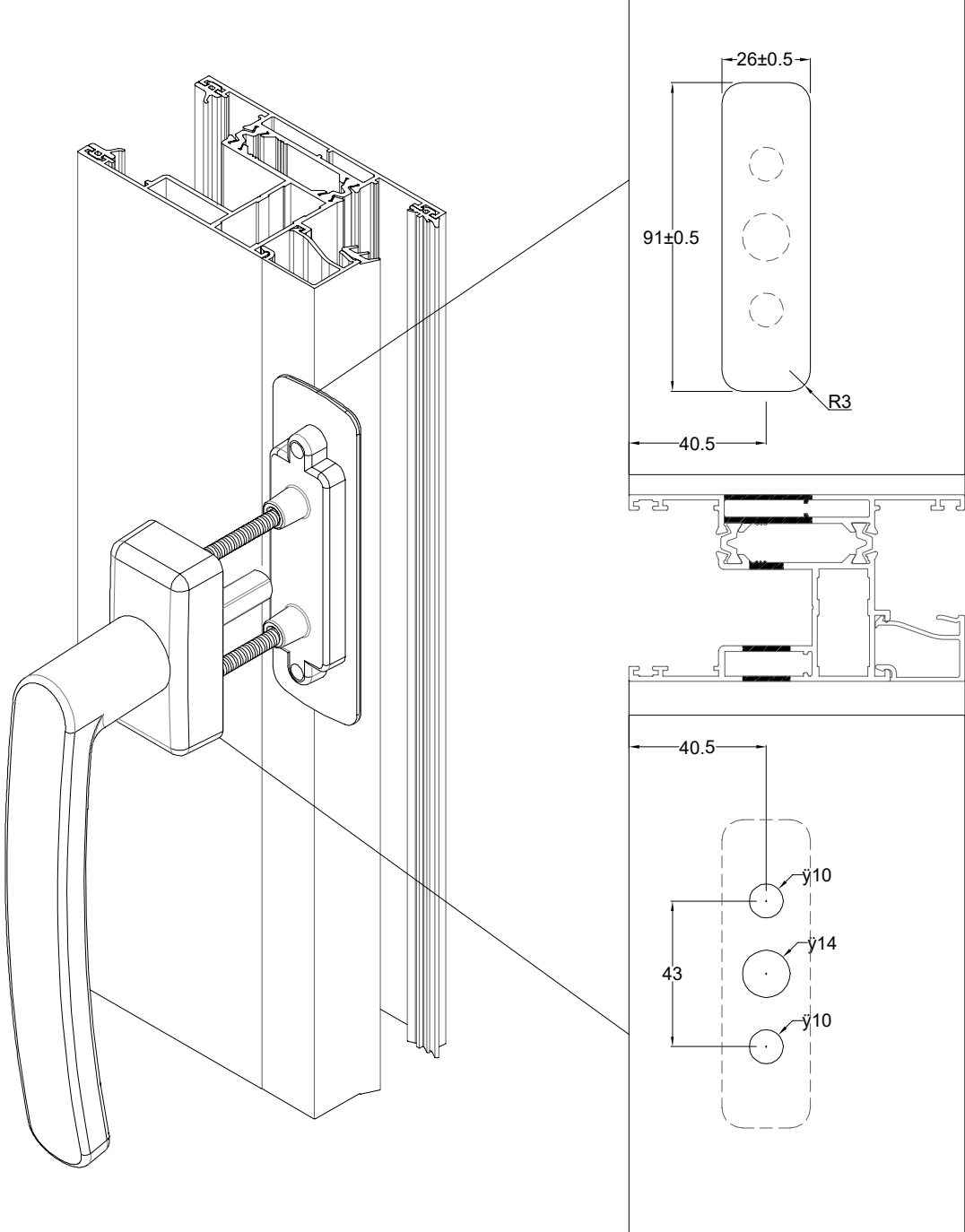
Sisteme özel tasarlanmış 180mm uzunluğunda pencere kolu ve çekme kol kullanılır.

Kilit ve hizalama karşılıkları ve ihtiyaca göre besleme plastiği kullanılır.

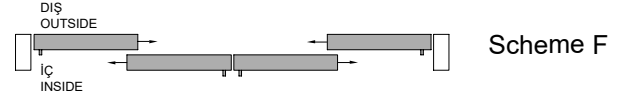
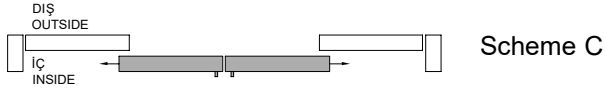
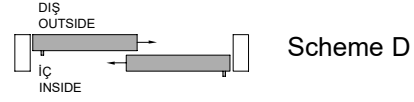
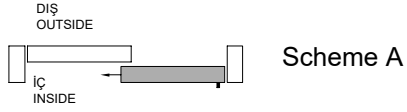
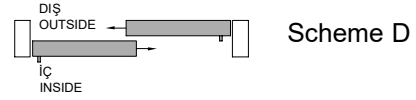
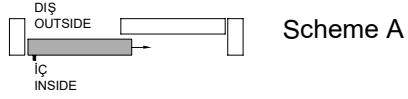
Çarpmayı engellemek için stoper kullanılır.



DSK.192



** Her profil için minimum sipariş 300 kg'dır.
** Minimum order quantity is 300 kg per profile.



		Scheme A				
H	L	720 - 1620	1621 - 2120	2121 - 2620	2621 - 3350	
900 - 1790		A1	A2	A3	A4	
1791 - 2300		A5	A6	A7	A8	
2301 - 2690		A9	A10	A11	A12	
2690 - 2900		A13	A14	A15	A16	
2900 - 3300		A17	A18	A19	A20	

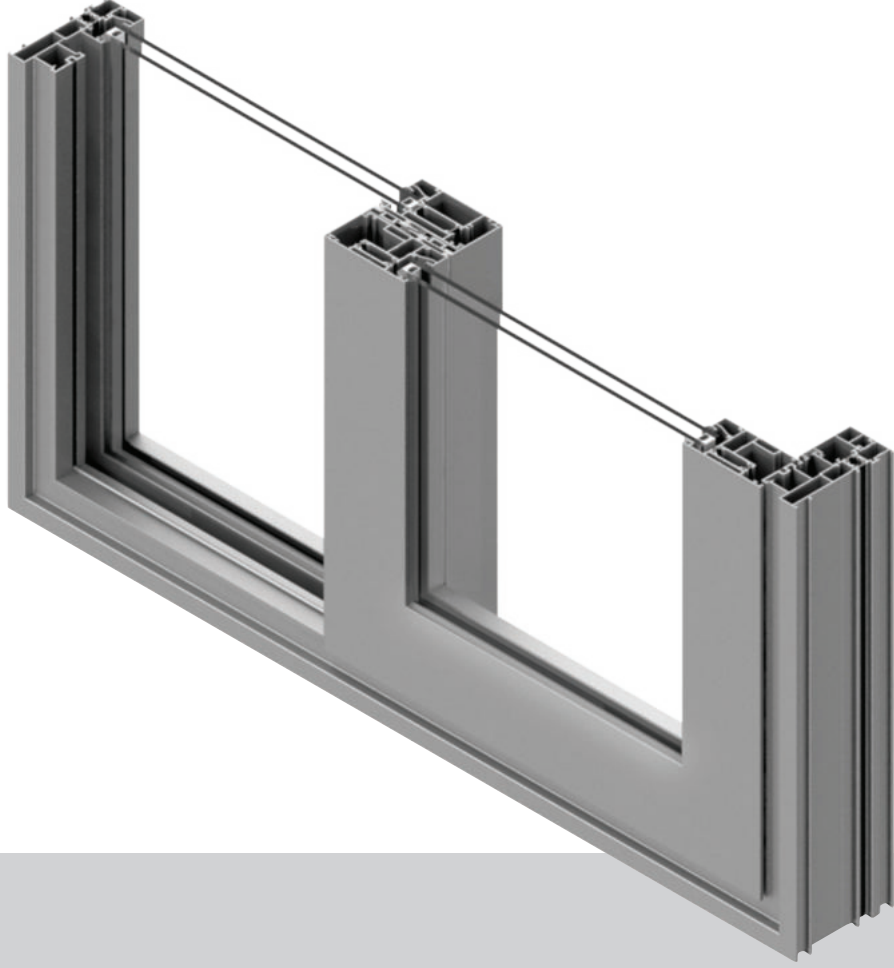
		Scheme D				
H	L	720 - 1620	1621 - 2120	2121 - 2620	2621 - 3350	
900 - 1790		D1	D2	D3	D4	
1791 - 2300		D5	D6	D7	D8	
2301 - 2690		D9	D10	D11	D12	
2690 - 2900		D13	D14	D15	D16	
2900 - 3300		D17	D18	D19	D20	

		Scheme C				
H	L	720 - 1620	1621 - 2120	2121 - 2620	2621 - 3350	
900 - 1790		C1	C2	C3	C4	
1791 - 2300		C5	C6	C7	C8	
2301 - 2690		C9	C10	C11	C12	
2690 - 2900		C13	C14	C15	C16	
2900 - 3300		C17	C18	C19	C20	

		Scheme F				
H	L	720 - 1620	1621 - 2120	2121 - 2620	2621 - 3350	
900 - 1790		F1	F2	F3	F4	
1791 - 2300		F5	F6	F7	F8	
2301 - 2690		F9	F10	F11	F12	
2690 - 2900		F13	F14	F15	F16	
2900 - 3300		F17	F18	F19	F20	

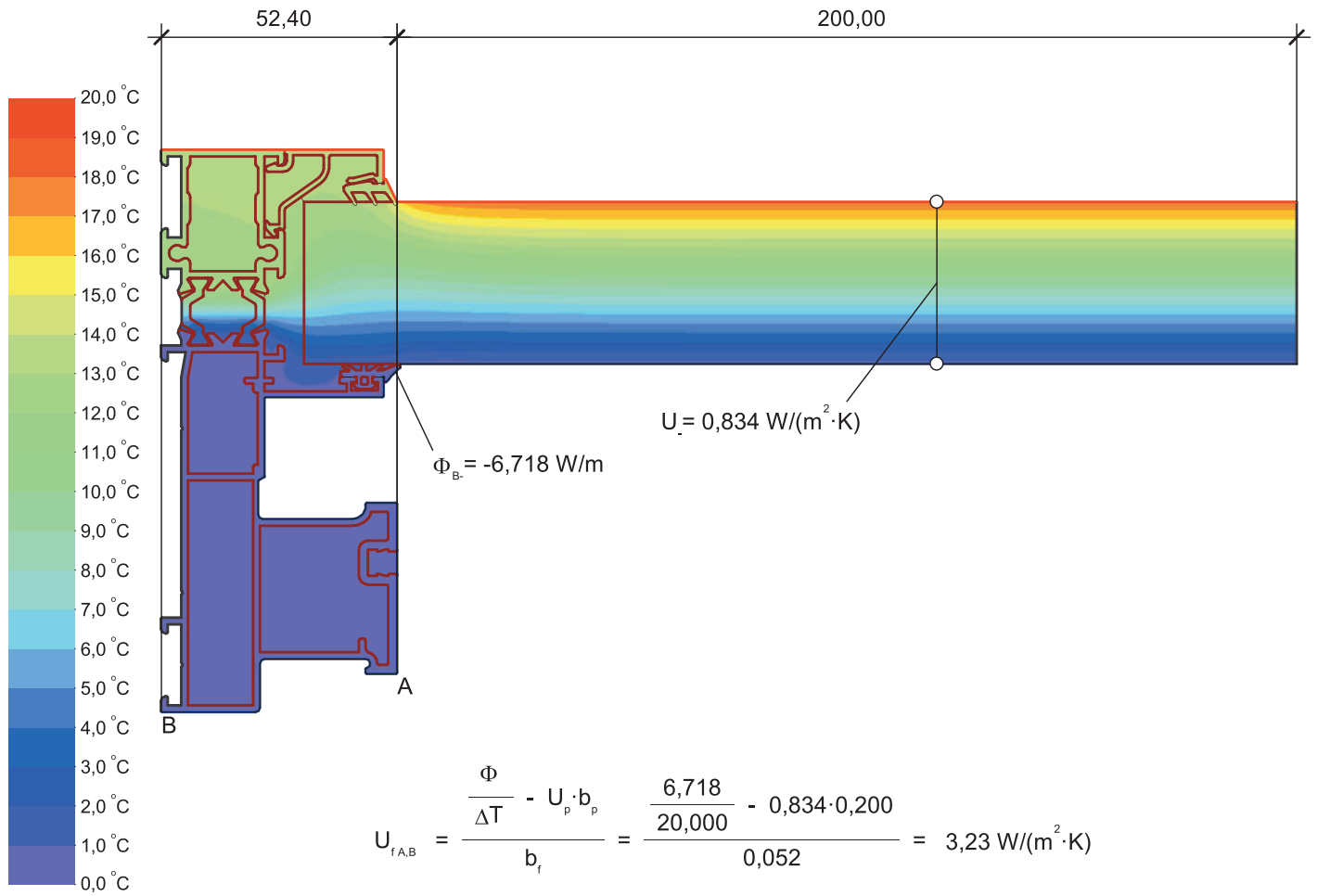


Sürme Sistem
Sliding System

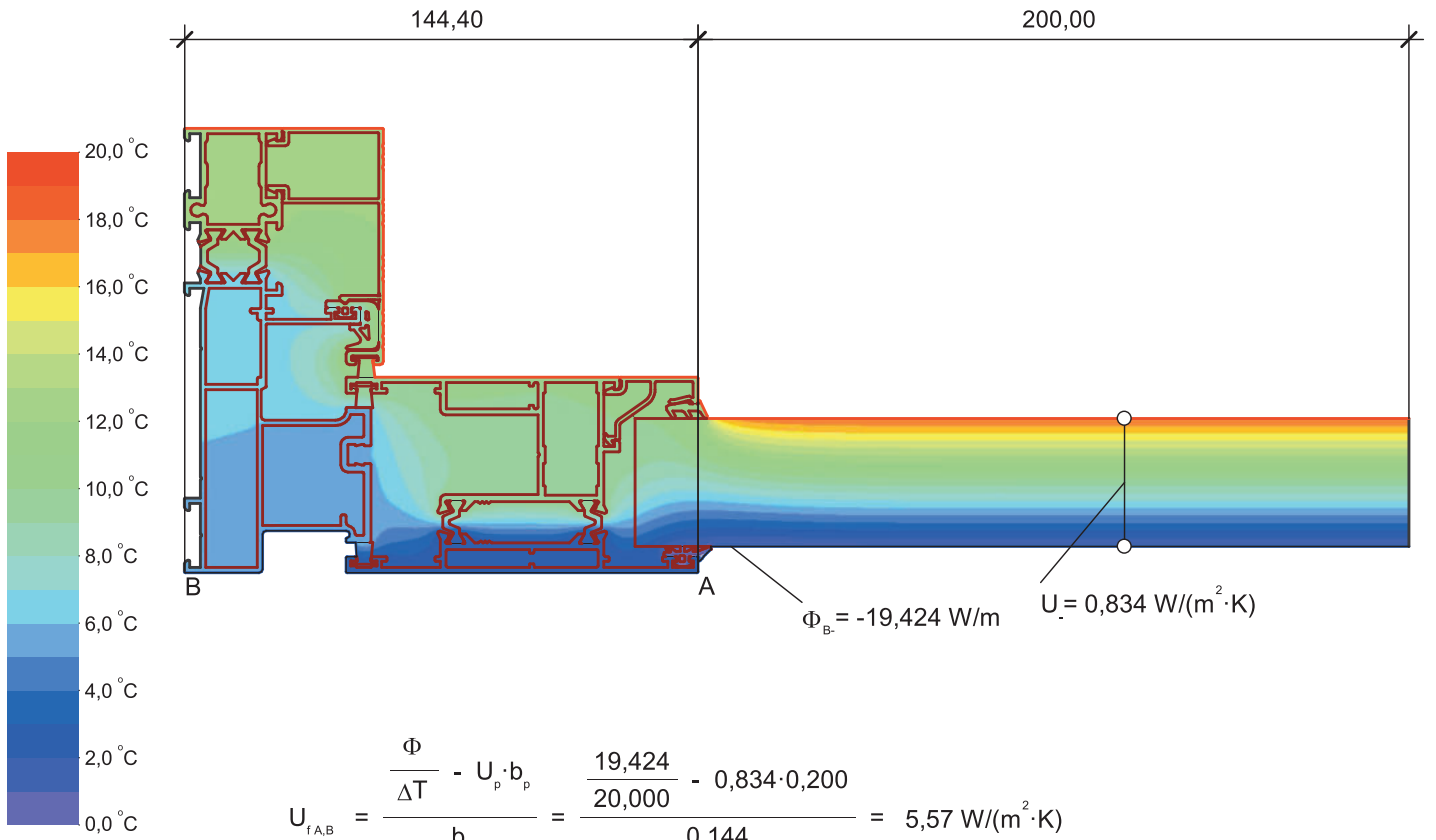


HS55T

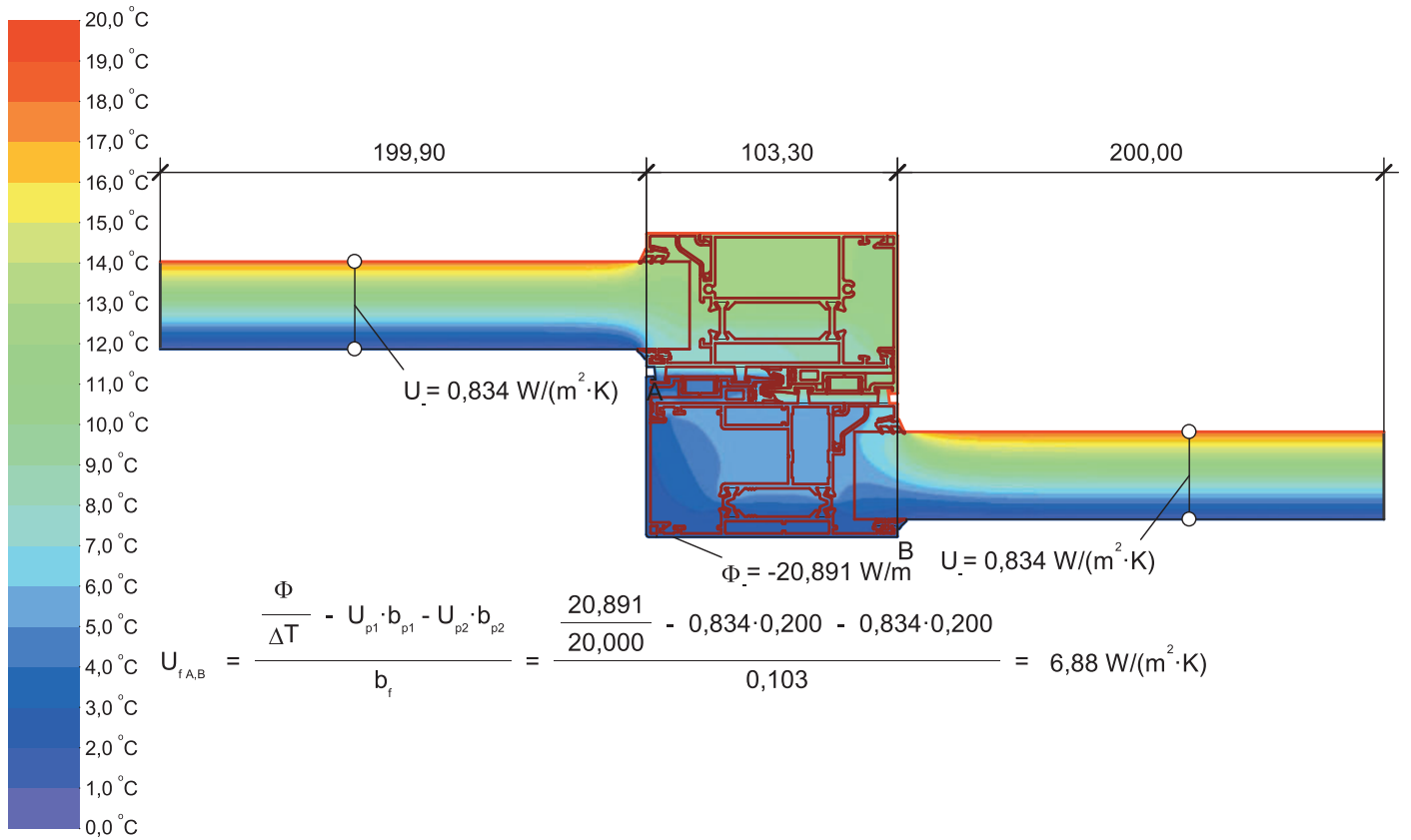
TEK RAYLI SİSTEM DETAYLARI
MONORAIL SYSTEM DETAILS



Material	λ [W/(m·K)]	ϵ	Boundary Condition	q [W/m ²]	θ [°C]	R [(m ² ·K)/W]	ϵ
Aluminium (Si Alloys)	160,000	0,900	Epsilon 0.9				0,900
EPDM (ethylene propylene diene monomer)	0,250	0,900	Exterior, frame	0,000		0,040	
Panel	0,035	0,900	Interior, normal, horizontal	20,000		0,130	
Polyamid 6.6 with 25% glass fibre	0,300	0,900	Symmetry/Model section	0,000			
Slightly ventilated air cavity	anisotropic						
Unventilated air cavity	anisotropic						

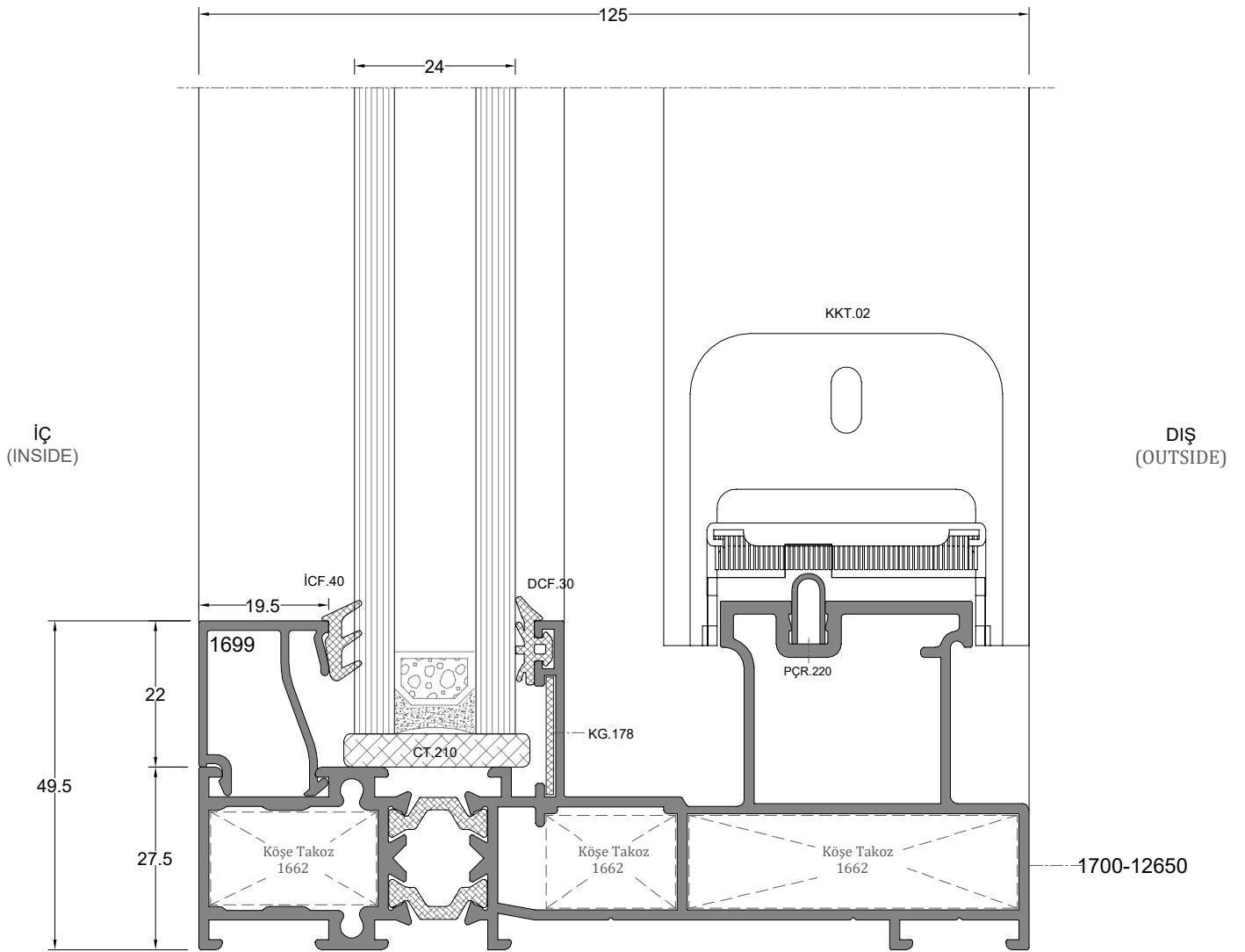
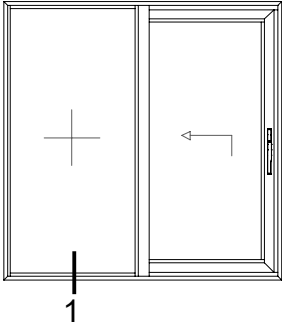


Material	λ [W/(m·K)]	ε	Boundary Condition	q [W/m ²]	θ [°C]	R [(m ² ·K)/W]	ε
Aluminium (Si Alloys)	160,000	0,900	Epsilon 0.9				0,900
EPDM (ethylene propylene diene monomer)	0,250	0,900	Exterior, frame	0,000	0,040		
Panel	0,035	0,900	Interior, normal, horizontal	20,000	0,130		
Polyamid 6.6 with 25% glass fibre	0,300	0,900	Symmetry/Model section	0,000			
Unventilated air cavity	anisotropic						

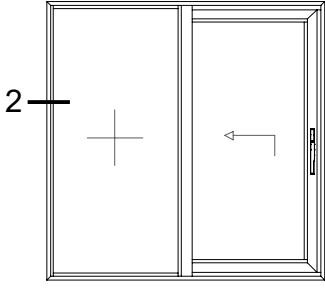


$$U_{f,A,B} = \frac{\frac{\Phi}{\Delta T} - U_{p1} \cdot b_{p1} - U_{p2} \cdot b_{p2}}{b_f} = \frac{\frac{20,891}{20,000} - 0,834 \cdot 0,200 - 0,834 \cdot 0,200}{0,103} = 6,88 \text{ W/(m}^2 \cdot \text{K)}$$

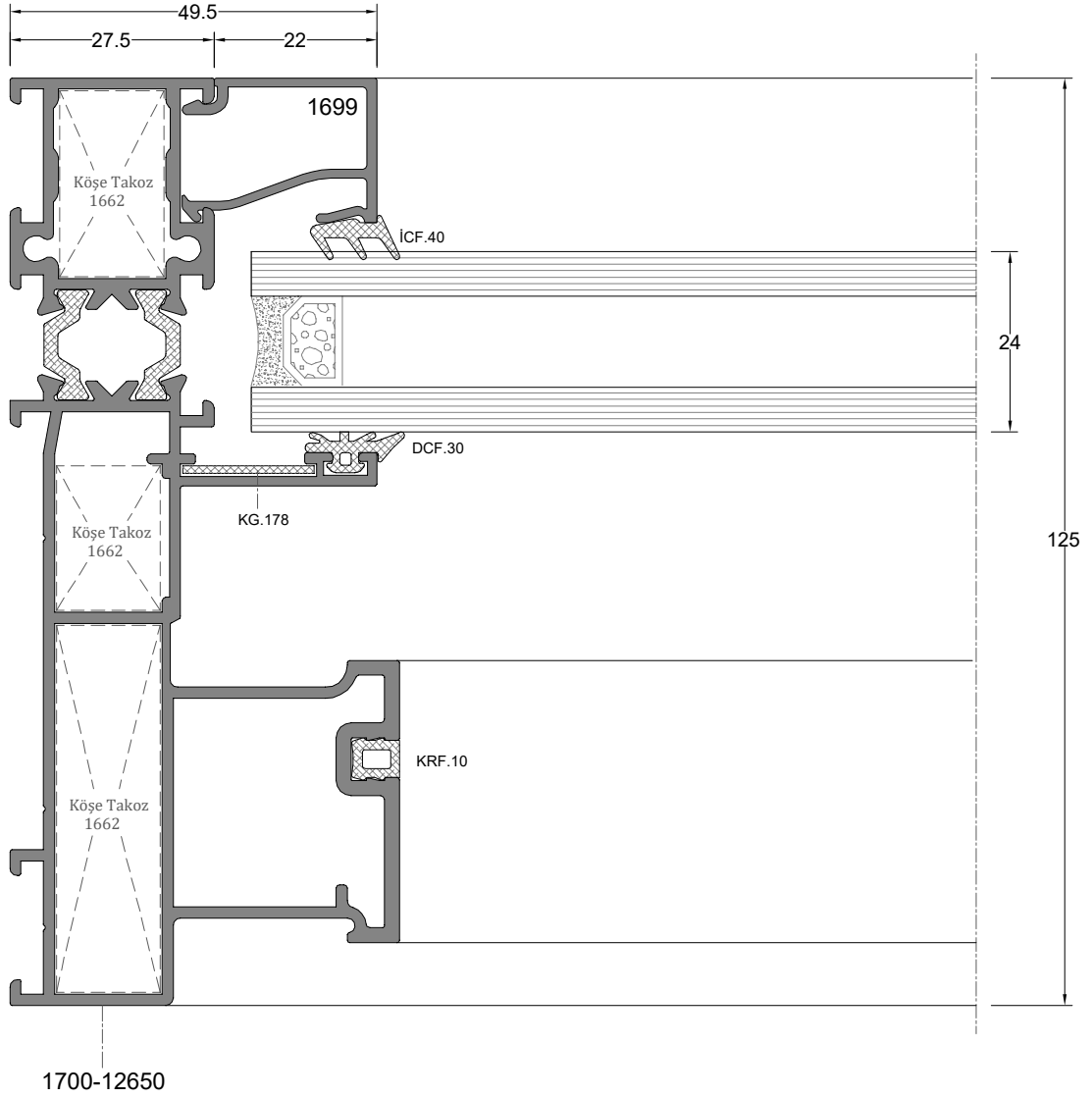
Material	λ [W/(m·K)]	ϵ	Boundary Condition	q [W/m ²]	θ [°C]	R [(m ² ·K)/W]	ϵ
Aluminium (Si Alloys)	160,000	0,900	Epsilon 0.9				0,900
EPDM (ethylene propylene diene monomer)	0,250	0,900	Exterior, frame	0,000	0,040		
PVC (polyvinylchloride), rigid	0,170	0,900	Interior, normal, horizontal	20,000	0,130		
Panel	0,035	0,900	Symmetry/Model section	0,000			
Polyamid 6.6 with 25% glass fibre	0,300	0,900					
Unventilated air cavity	anisotropic						



D-1

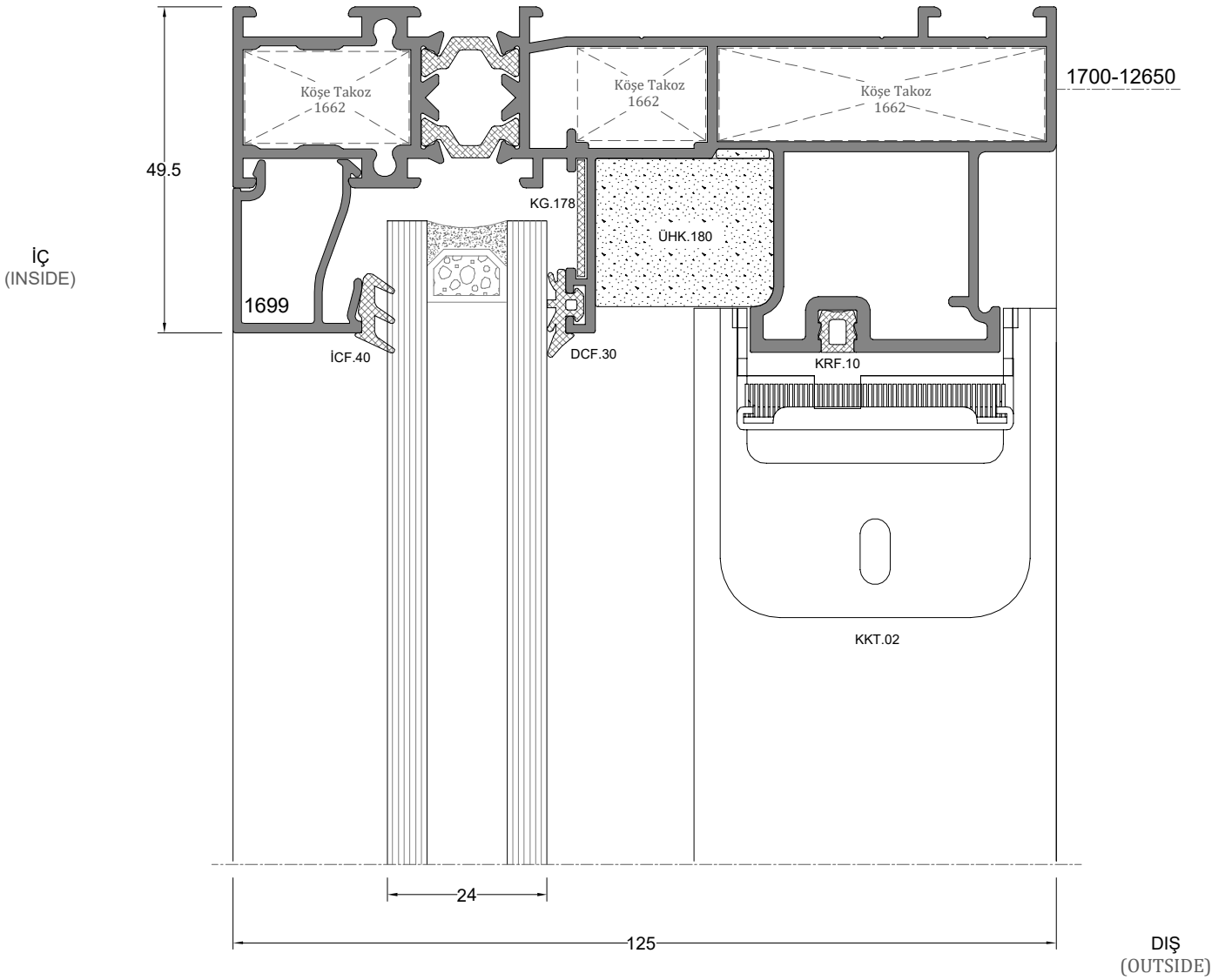
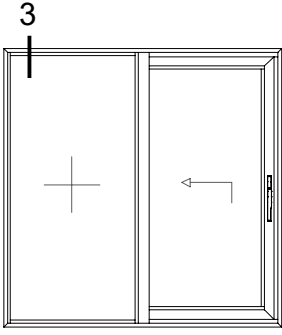


İÇ
(INSIDE)

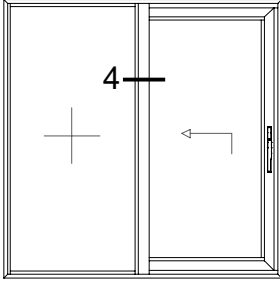


DIŞ
(OUTSIDE)

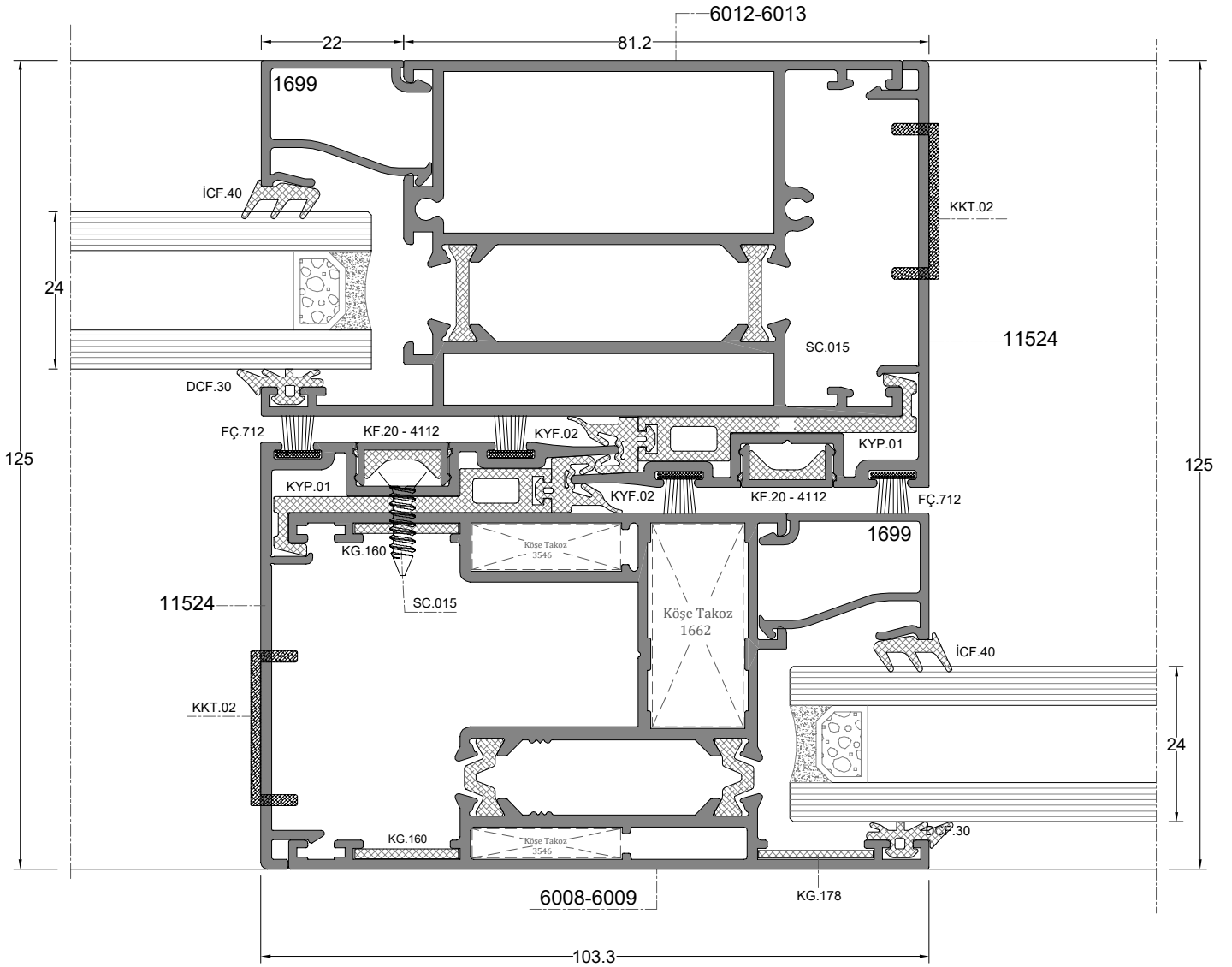
D-2



D-3

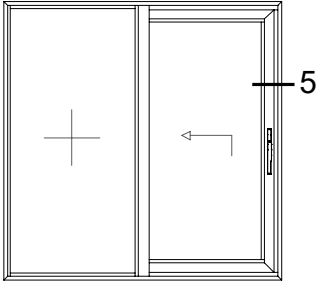


İÇ
(INSIDE)

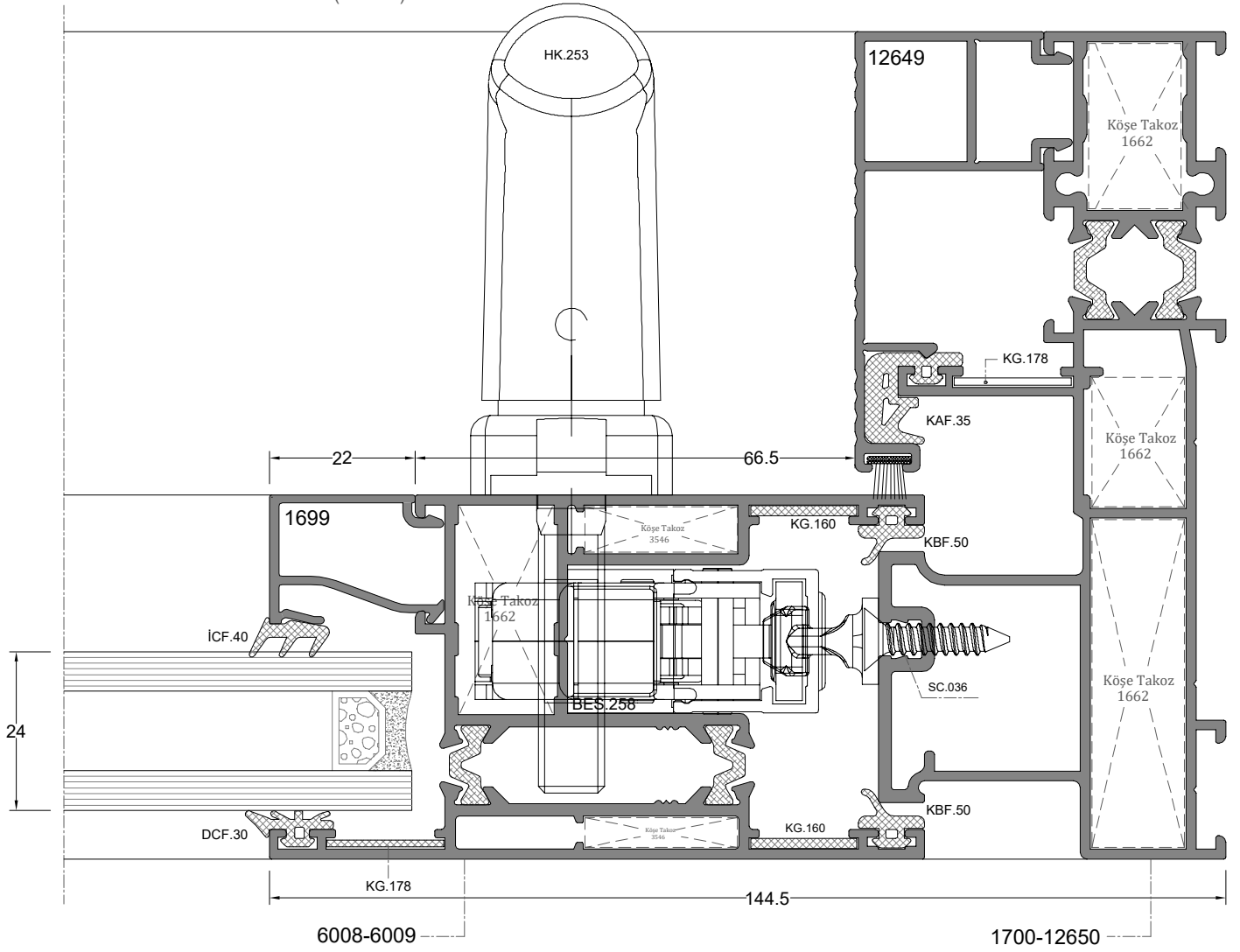


DIŞ
(OUTSIDE)

D-4

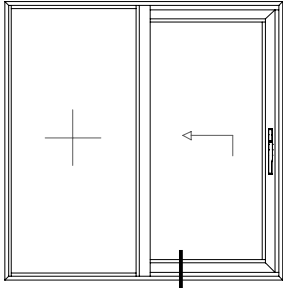


İÇ
(INSIDE)



DİŞ
(OUTSIDE)

D-5

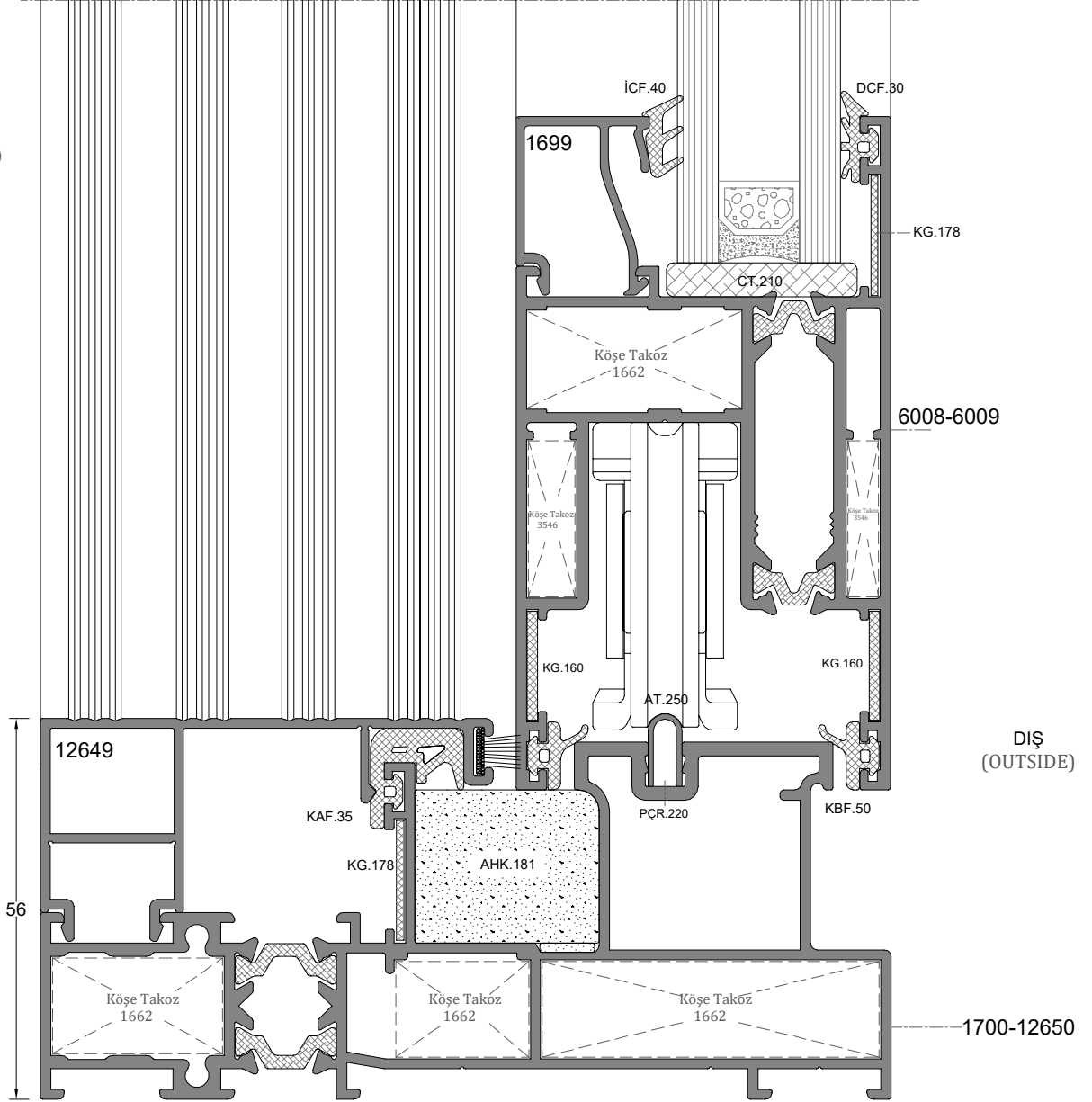


6

125

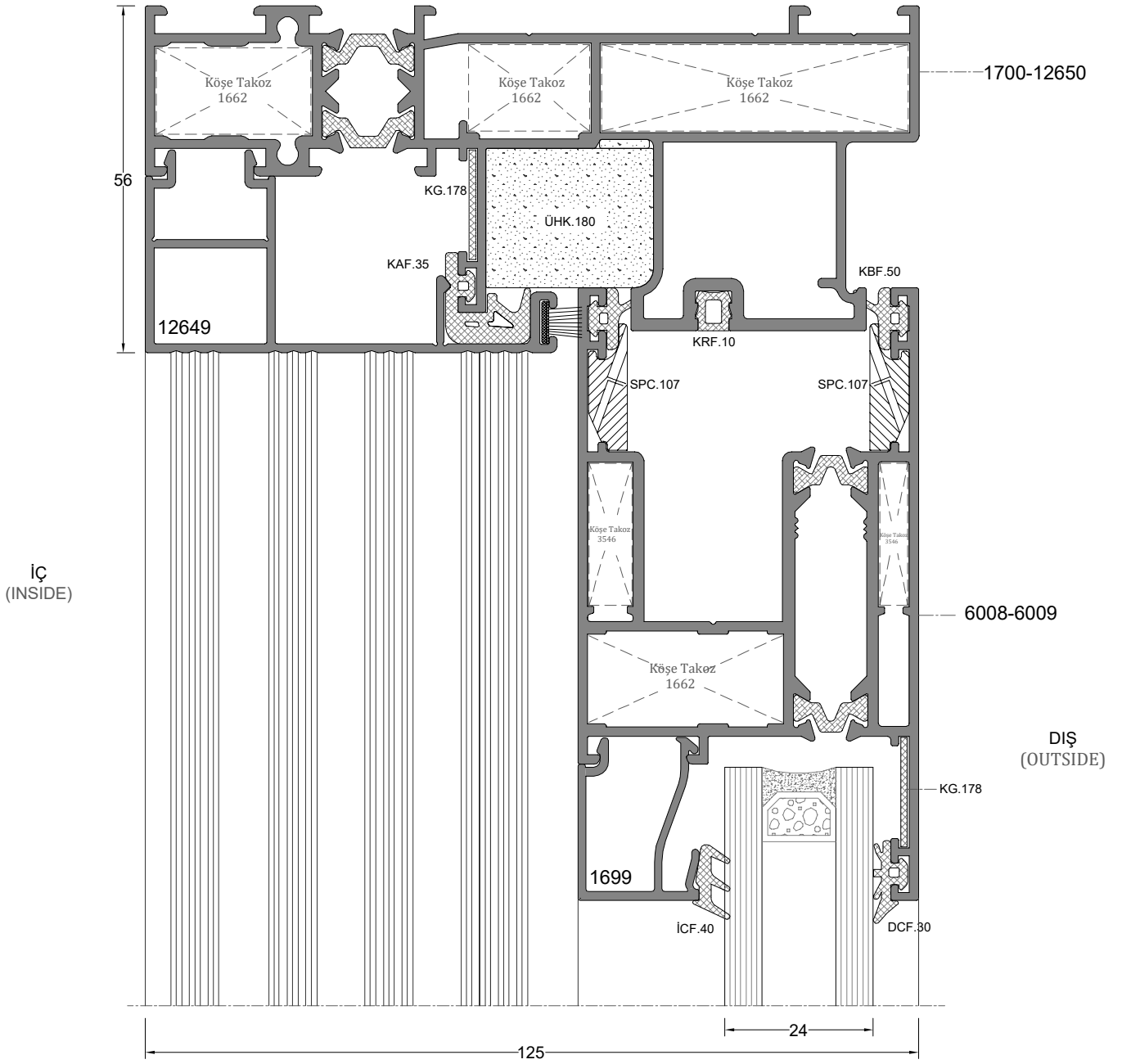
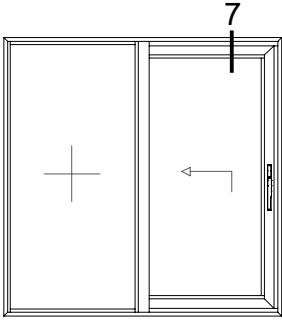
24

İÇ
(INSIDE)

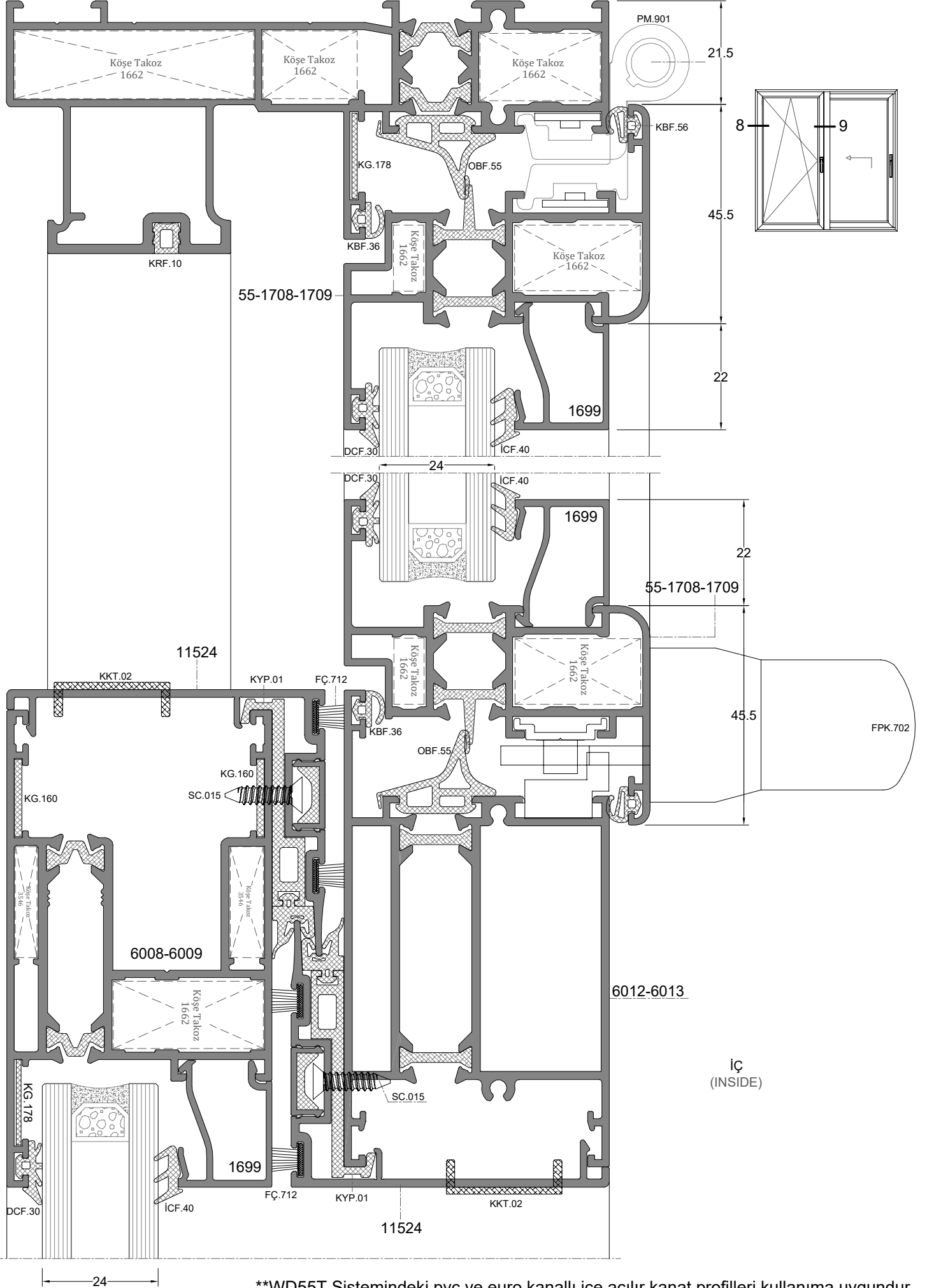


DIŞ
(OUTSIDE)

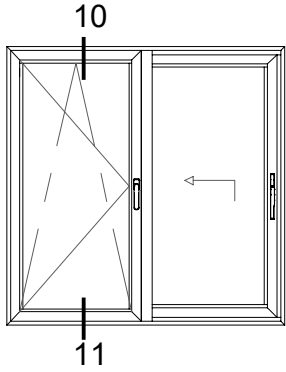
D-6



D-7

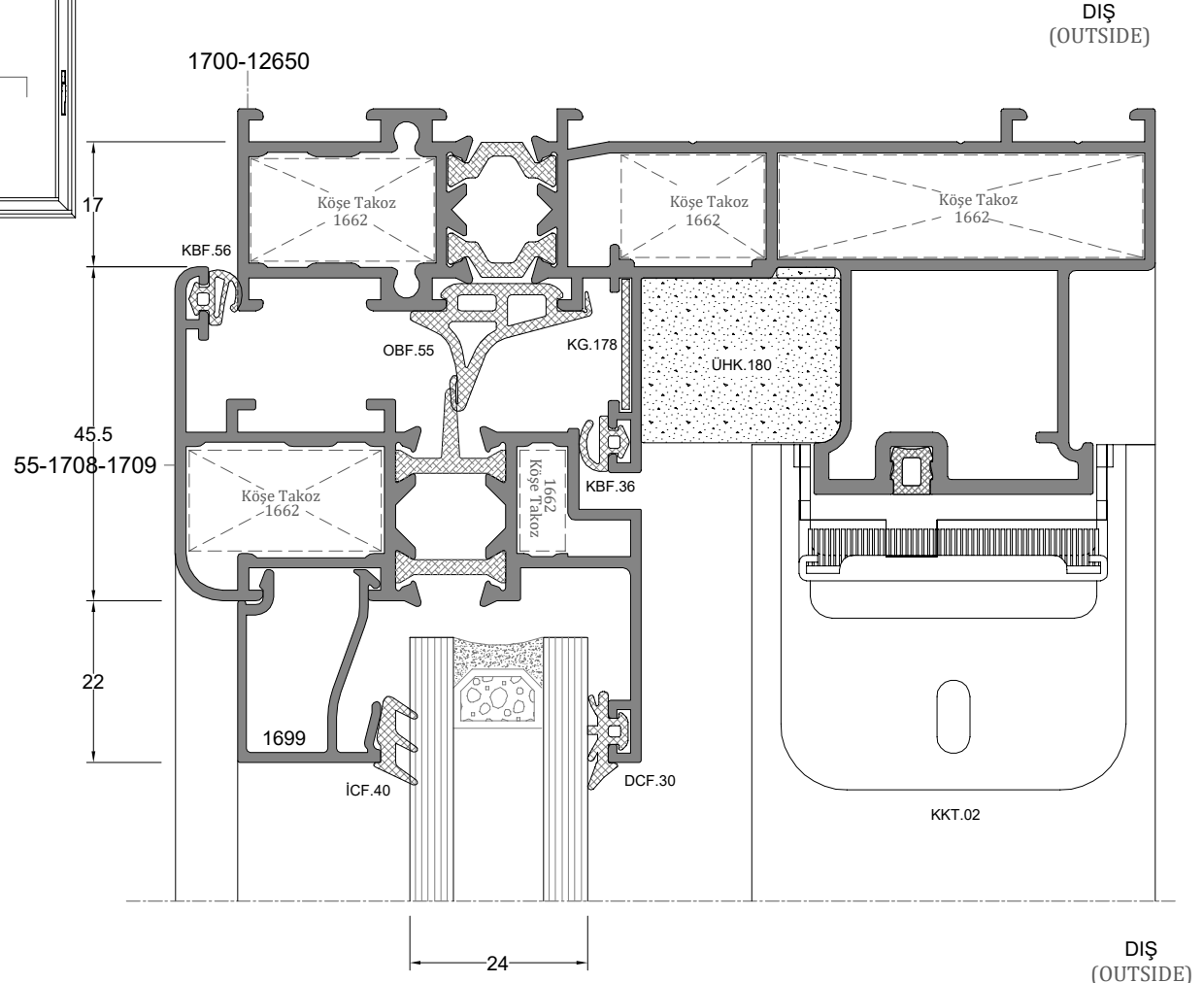


**WD55T Sistemindeki pvc ve euro kanallı içe açılır kanat profilleri kullanıma uygundur.



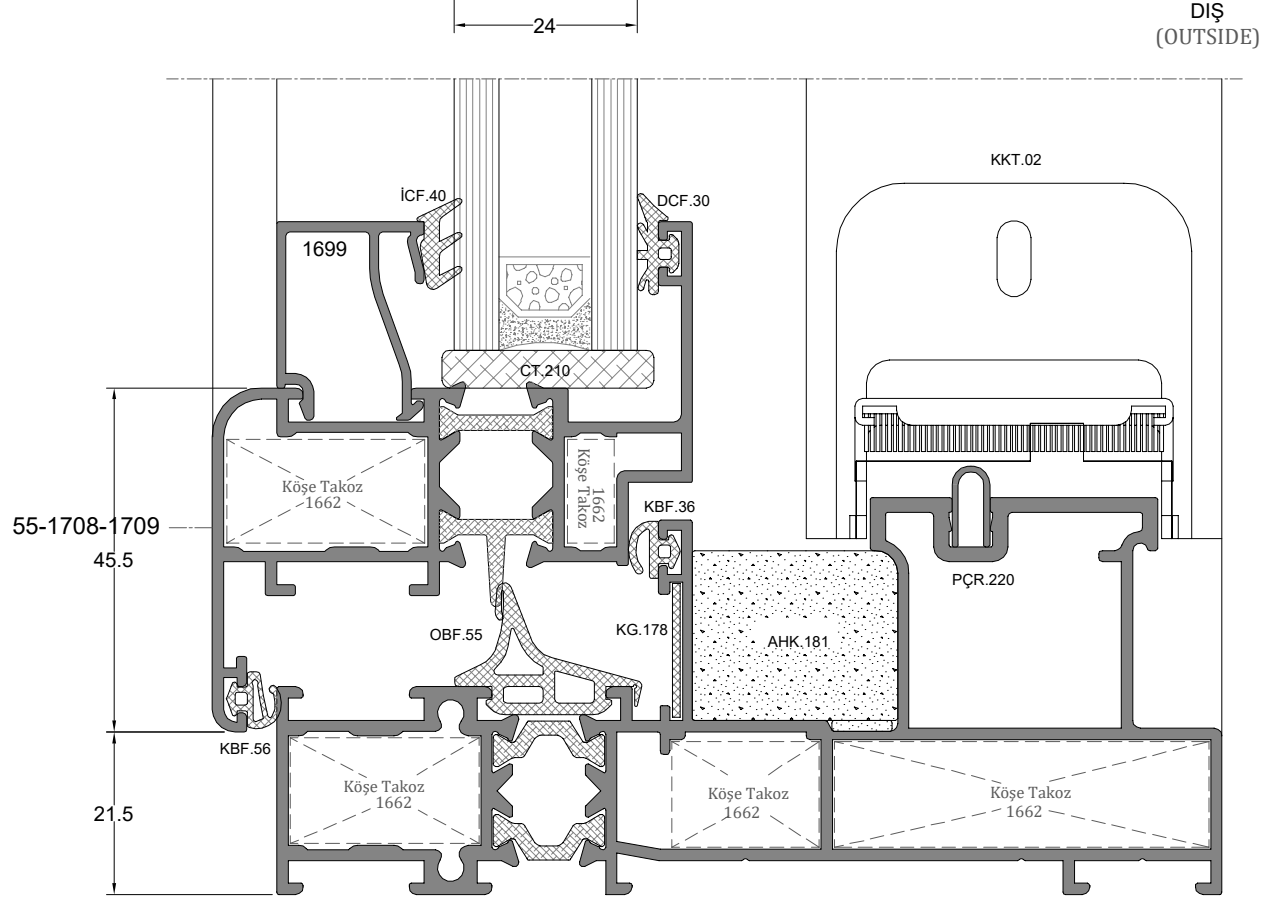
İÇ
(INSIDE)

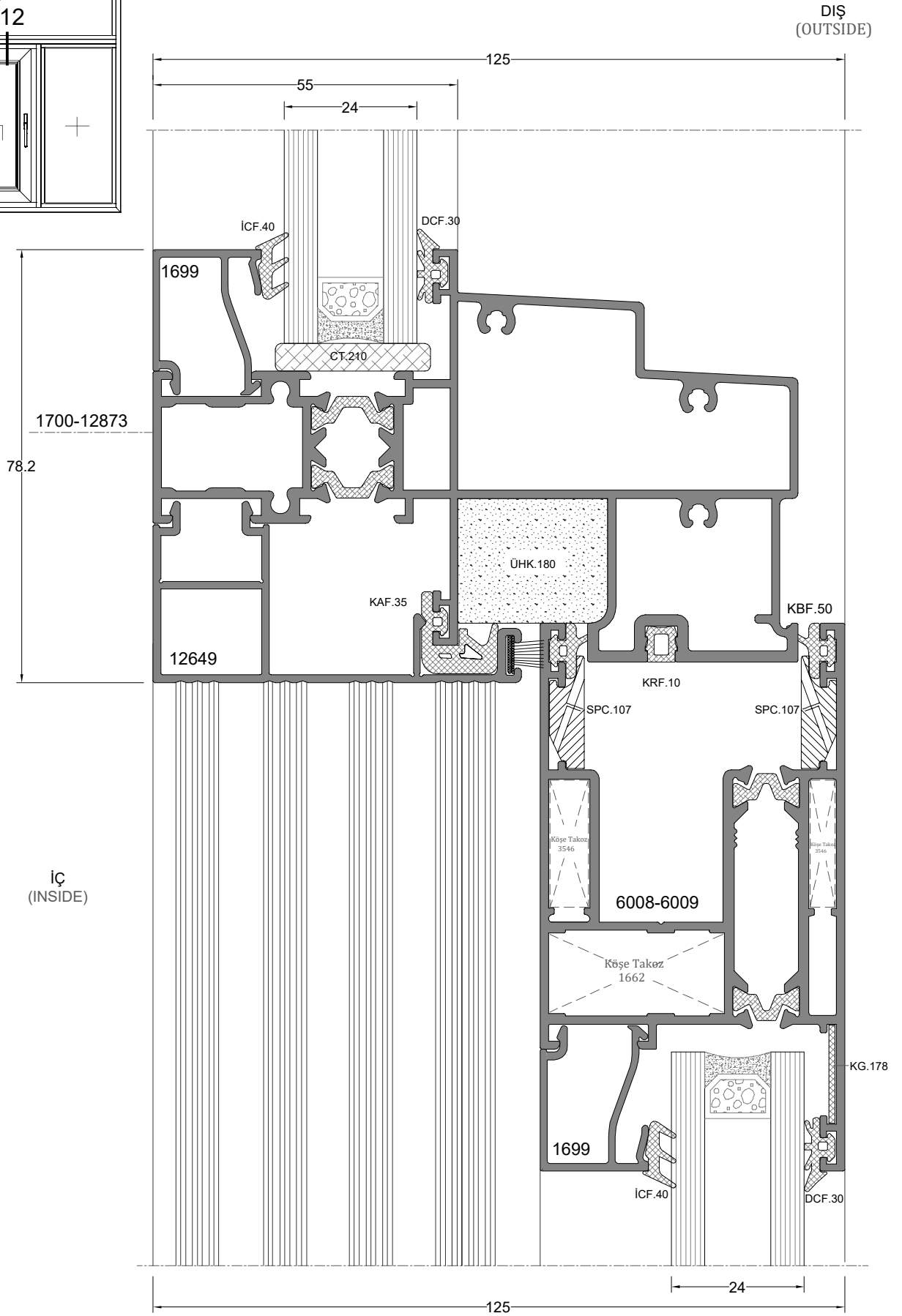
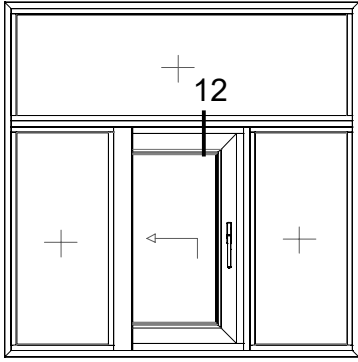
D-10

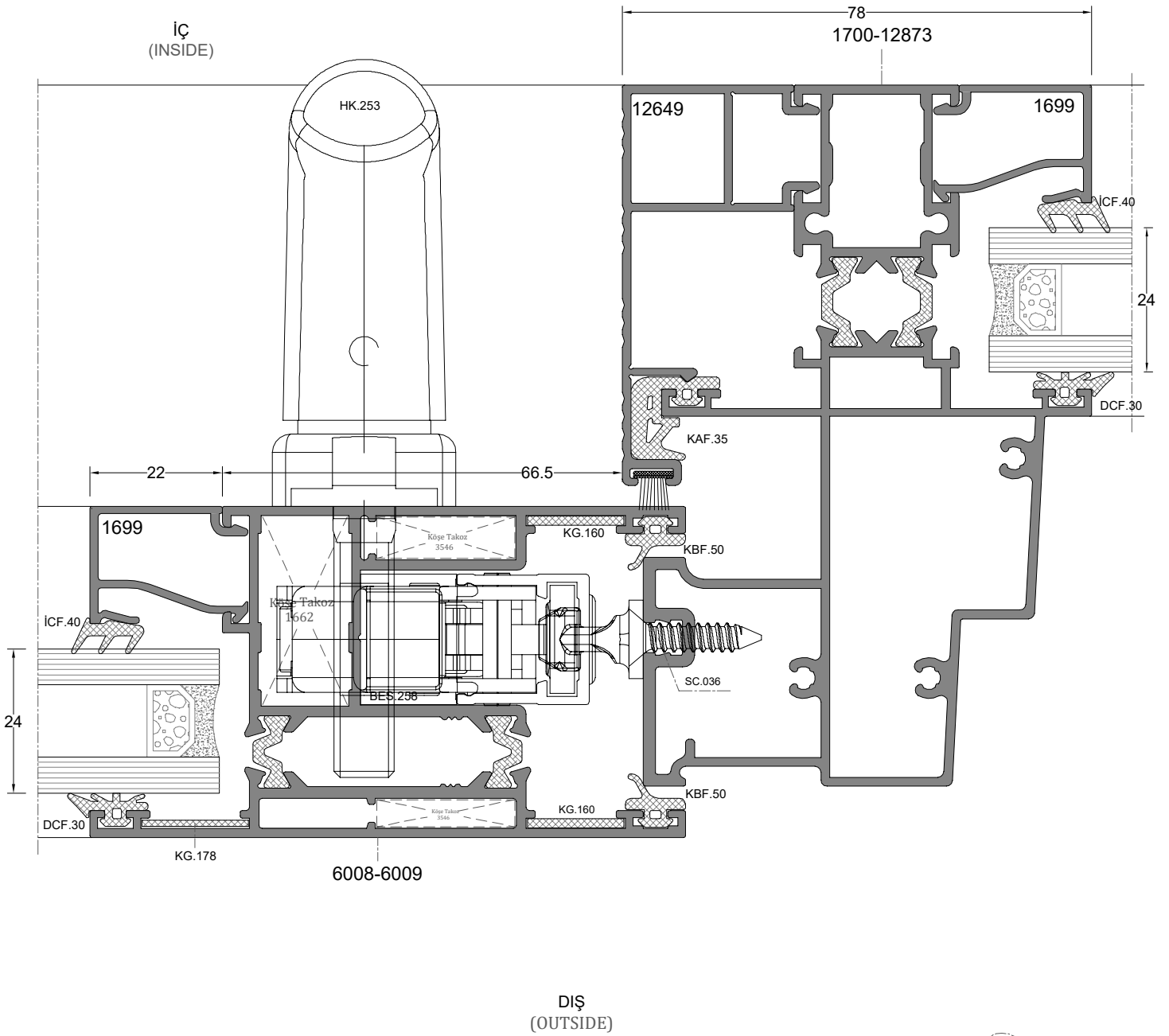
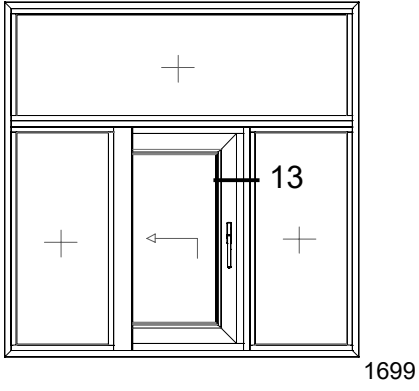


İÇ
(INSIDE)

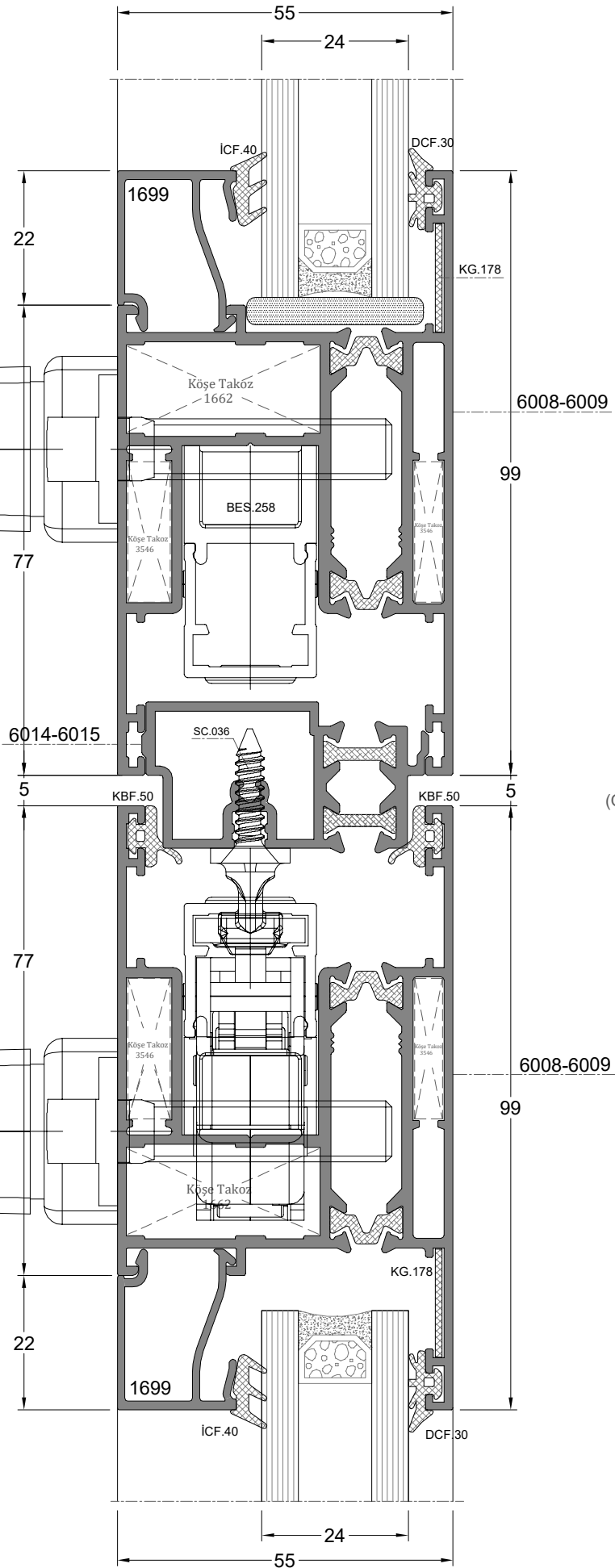
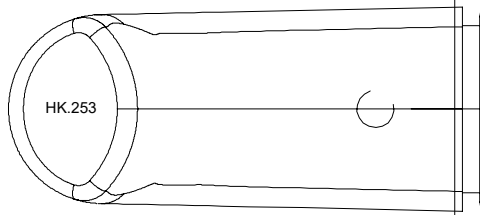
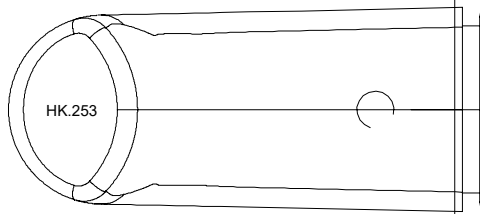
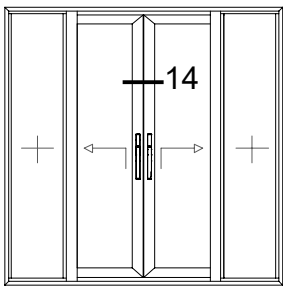
D-11







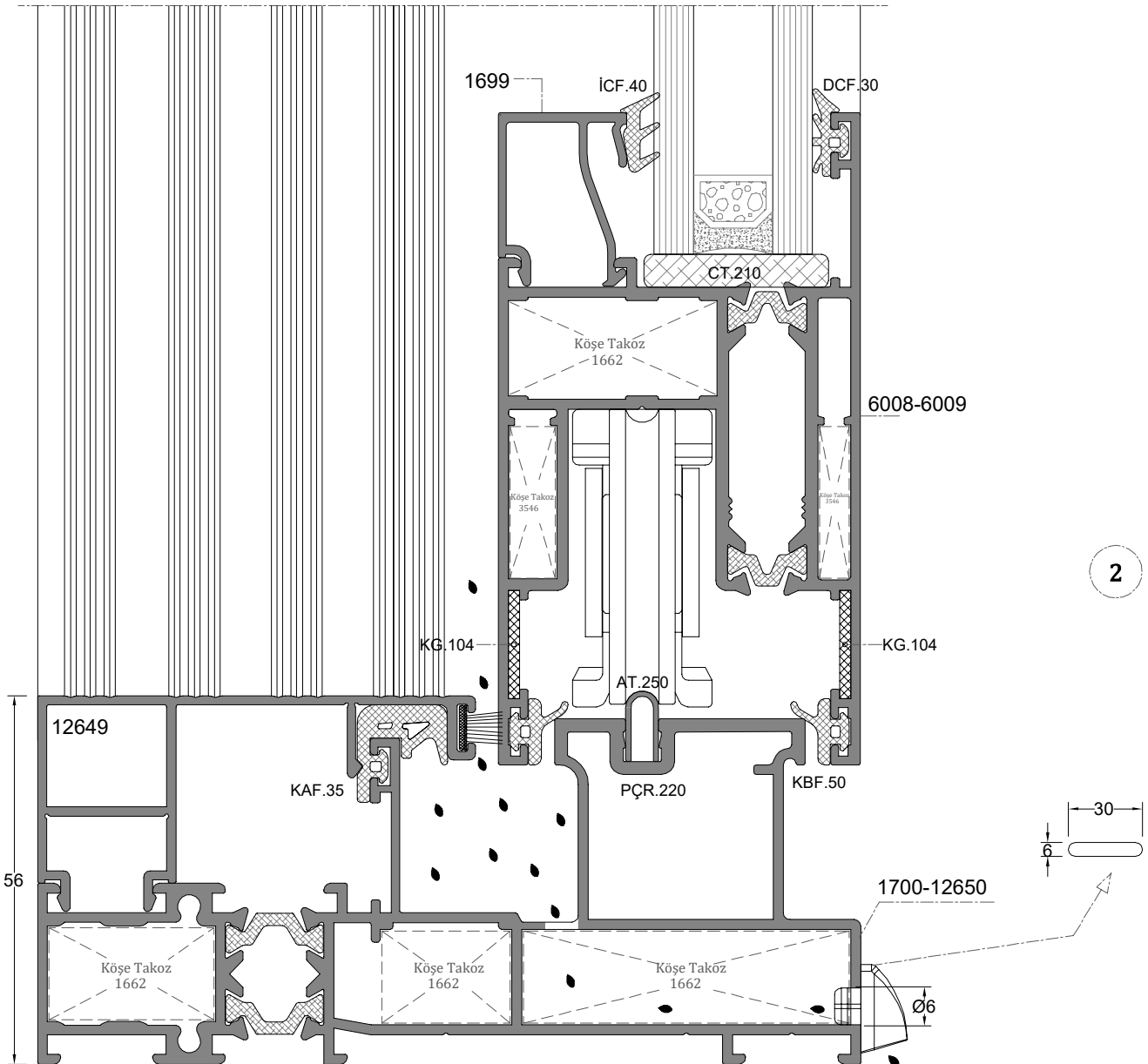
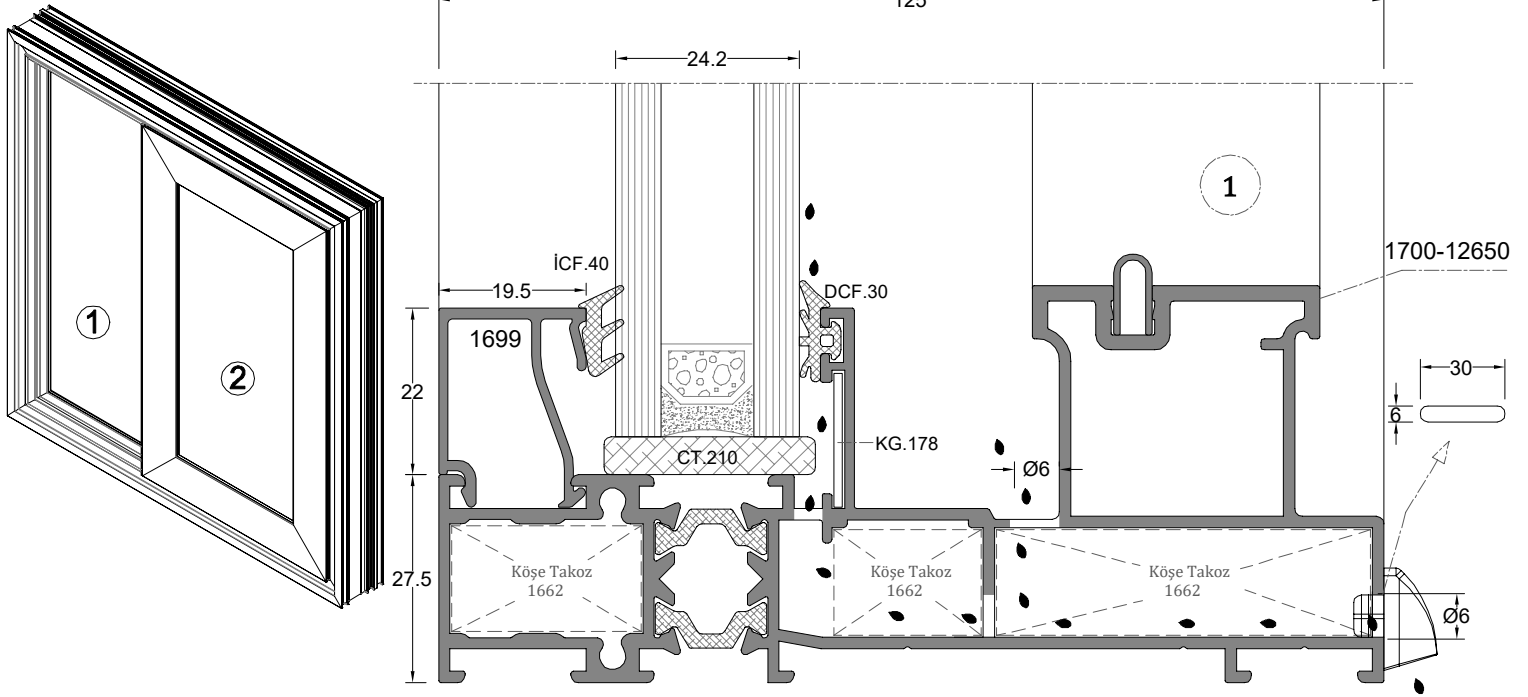
D-13

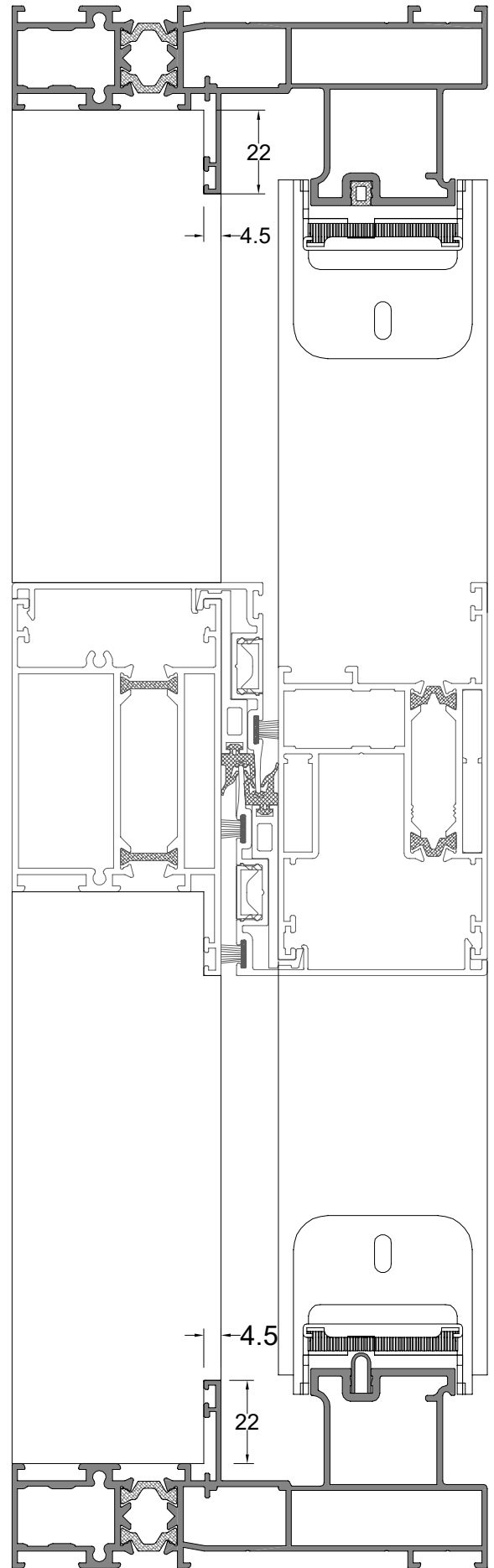
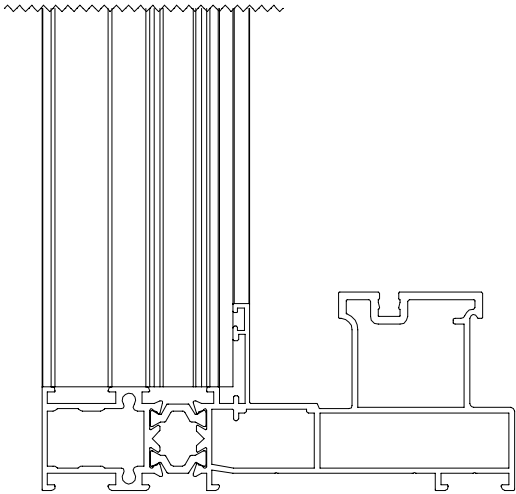
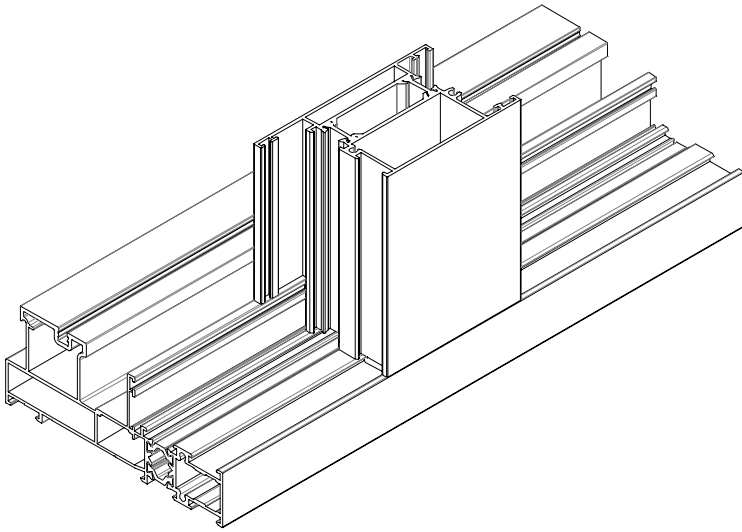


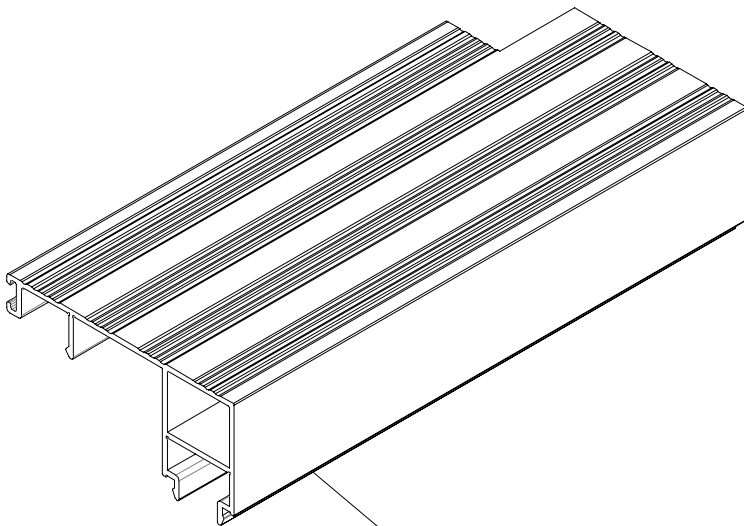
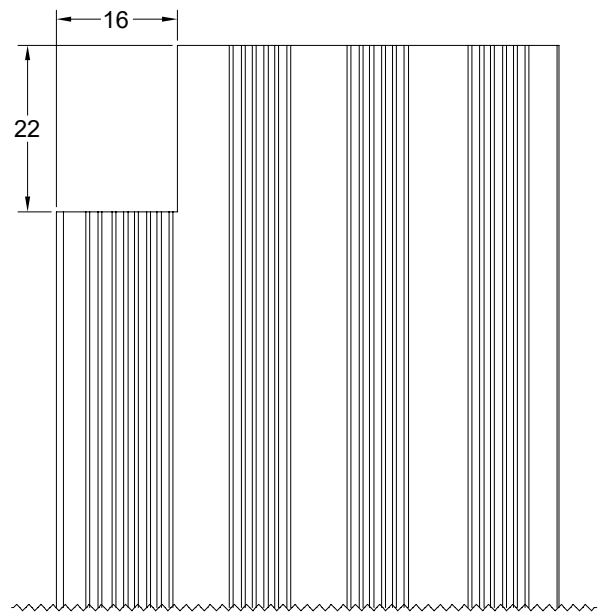
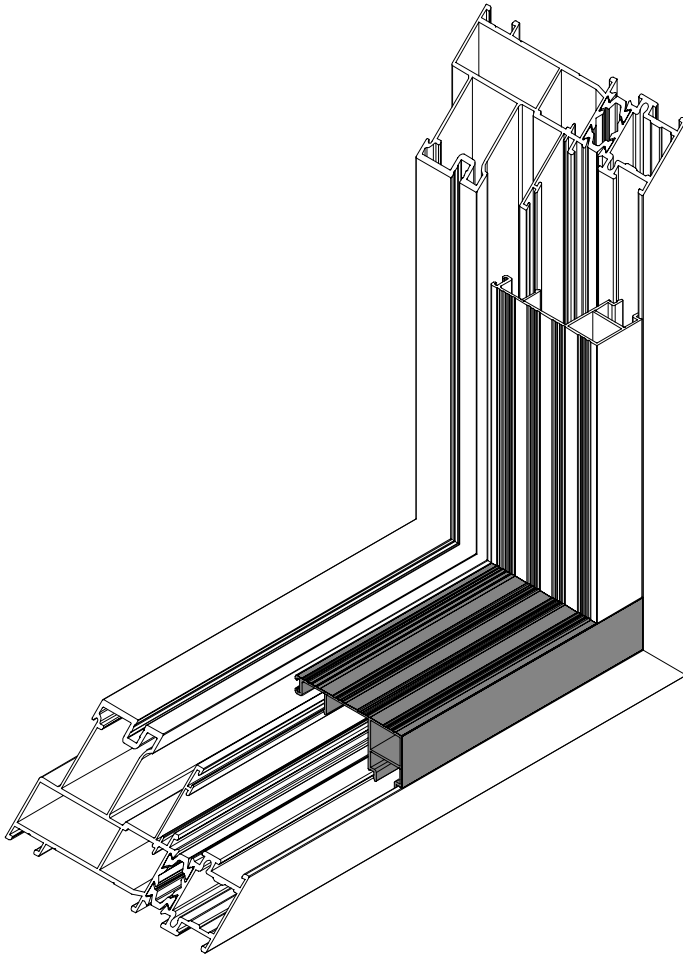
İÇ
(INSIDE)

DIŞ
(OUTSIDE)

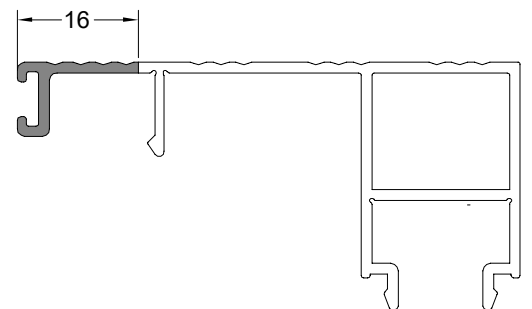
D-14

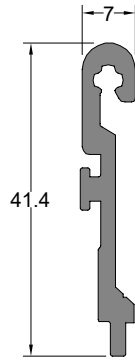
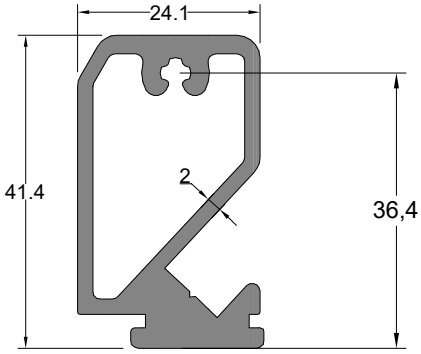
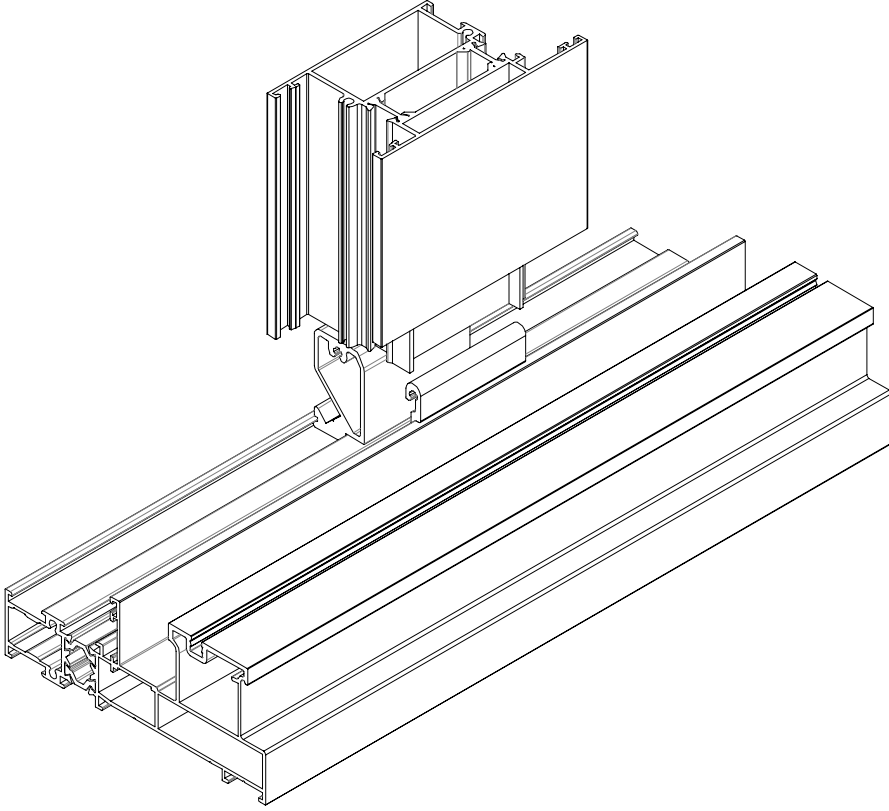






12649

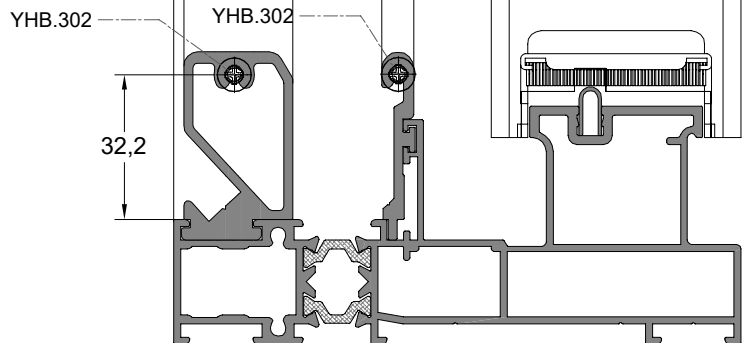
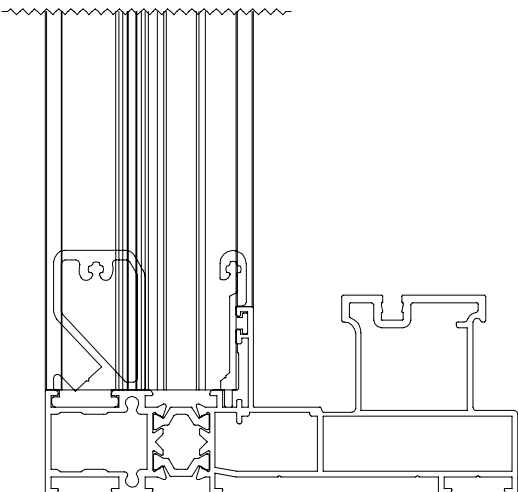
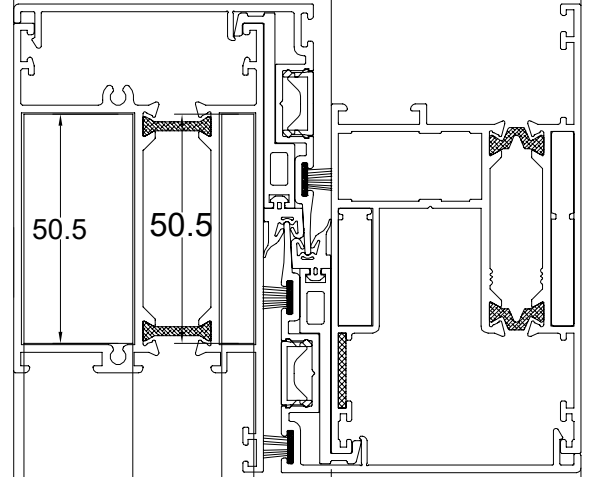
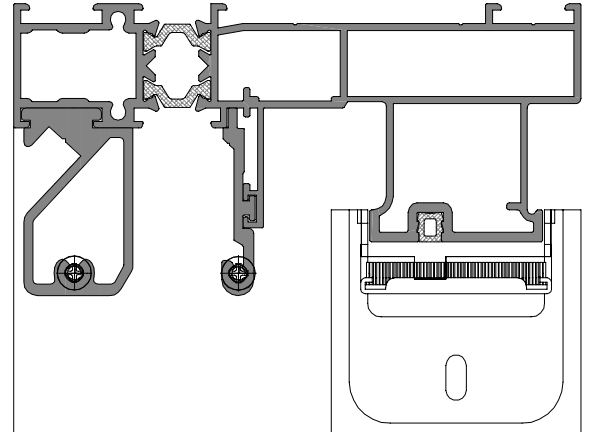


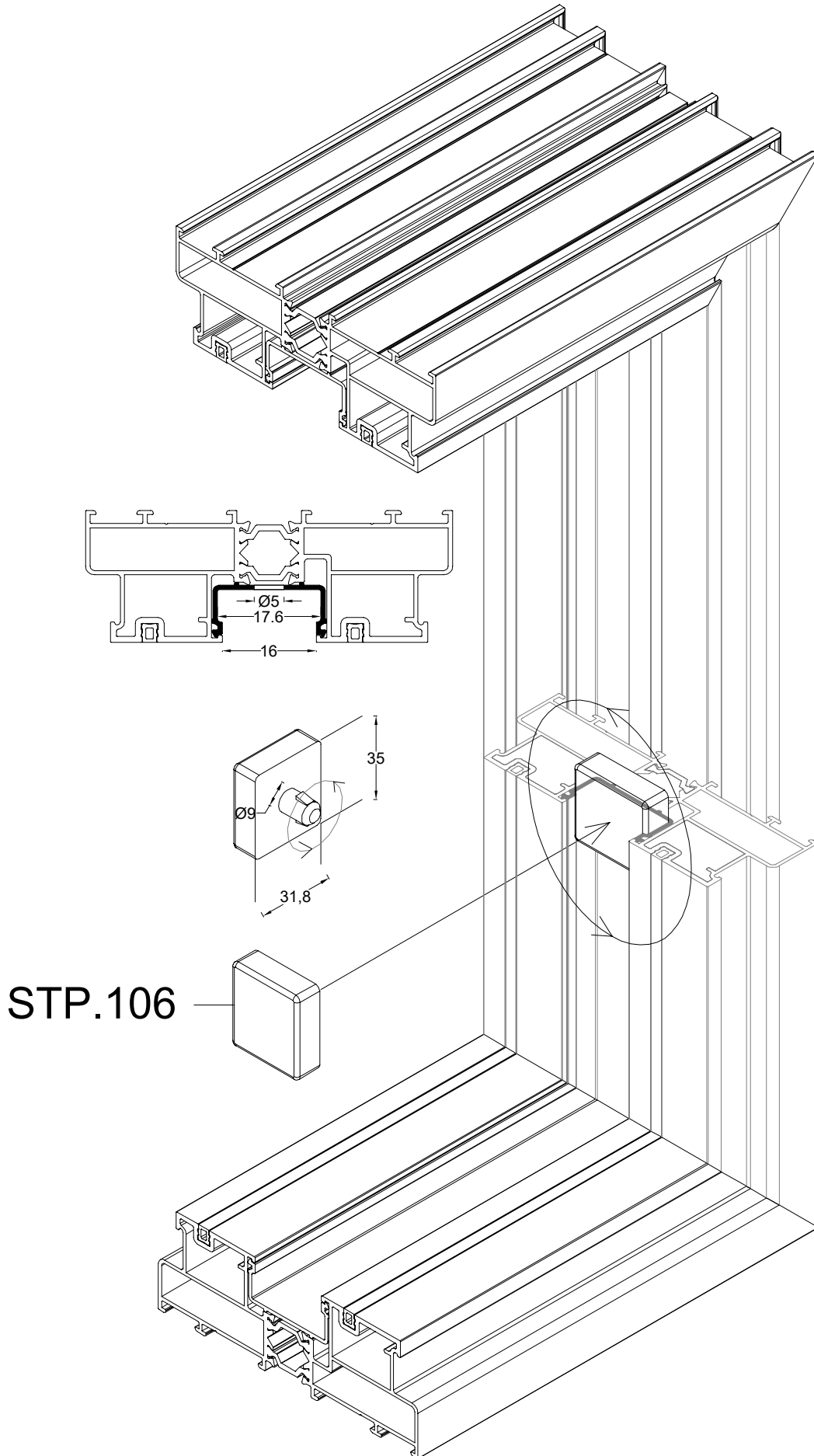


Orta Kayıt Bağlantı Profil MULLION CONNECTION PROFILE	Profil Kodu Profile Code	(kg/mt) Weight
	1773	0,985

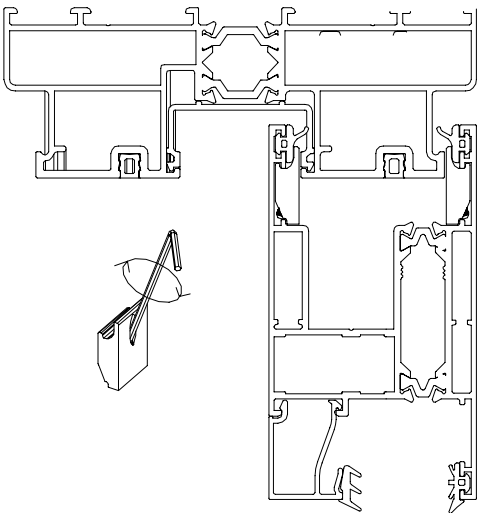
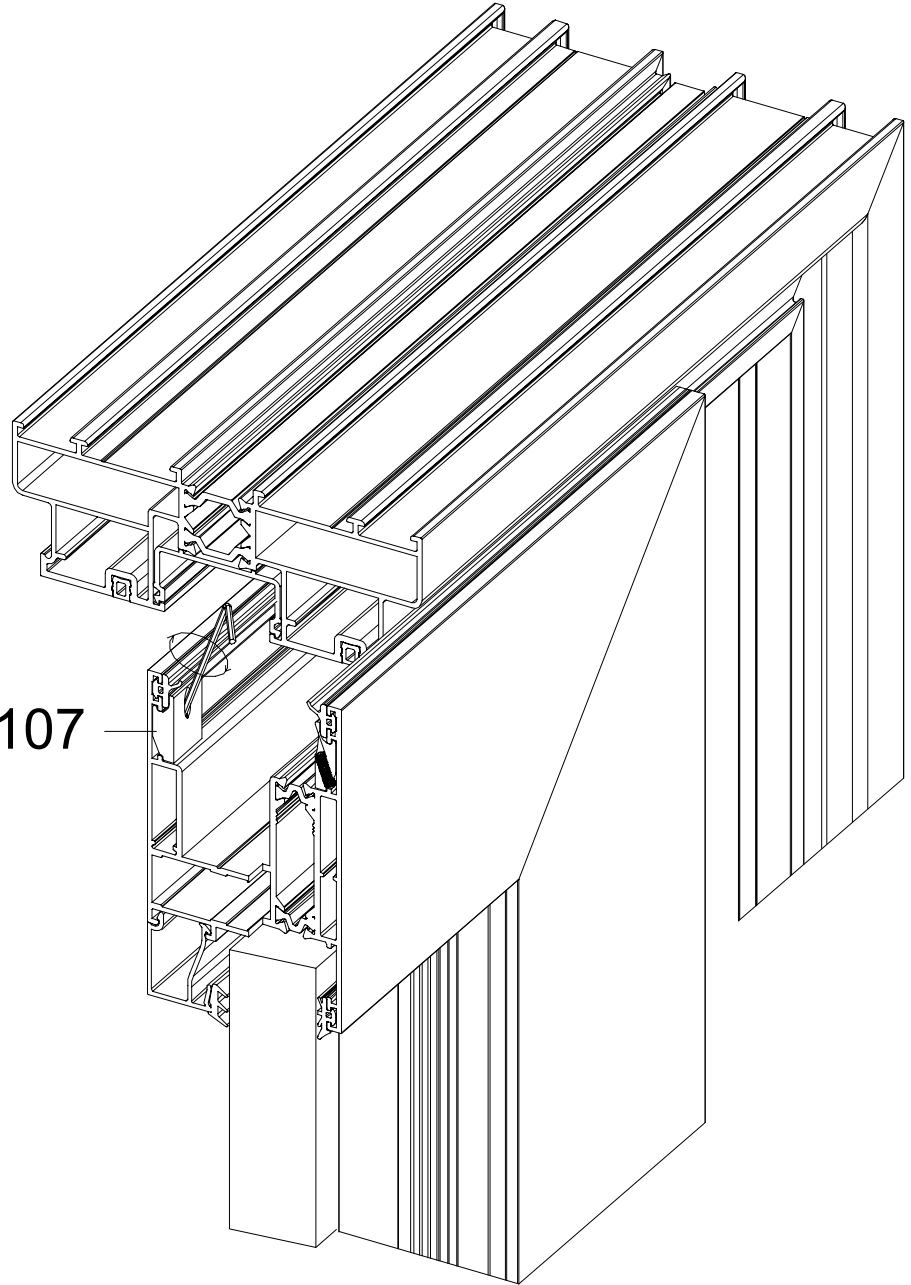
Orta Kayıt Bağlantı Profil MULLION CONNECTION PROFILE	Profil Kodu Profile Code	(kg/mt) Weight
	1774	0,365

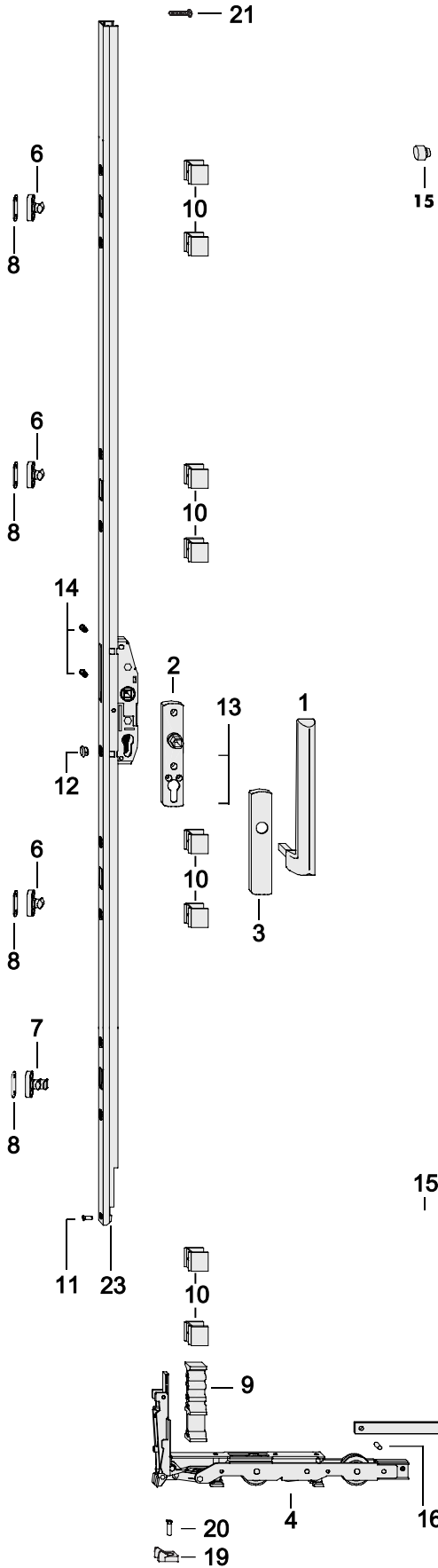
Dik Bağlantı Kodu	Kullanıldığı Profil	Kesim ölçüsü	Adet Kesim Kodu
1773	1700-12650	50,5 mm	OKB - 1773 - 50,5
1774	1700-12650	50,5 mm	OKB - 1774 - 50,5



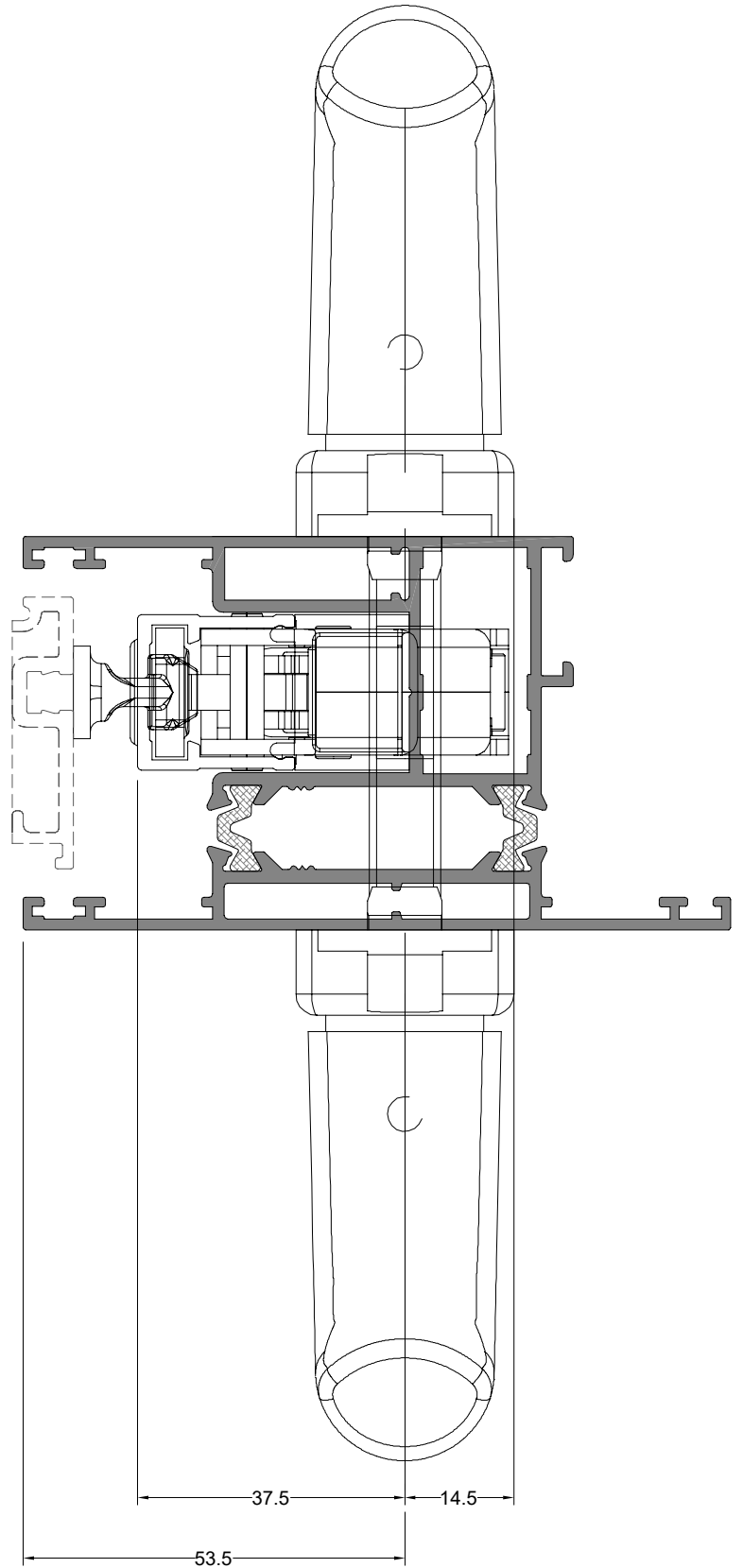
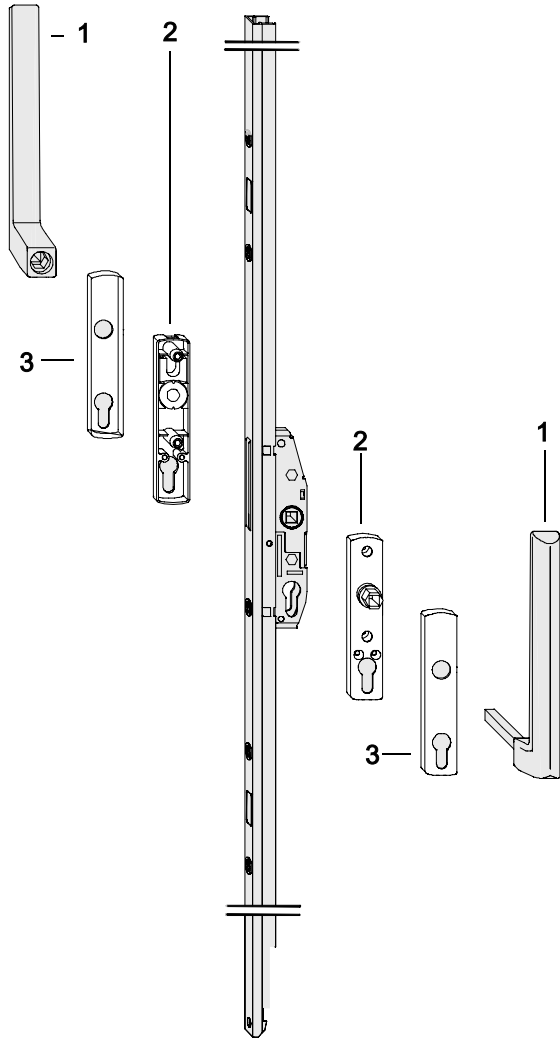


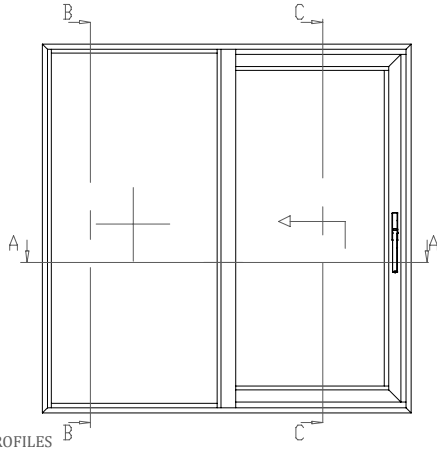
SPC.107





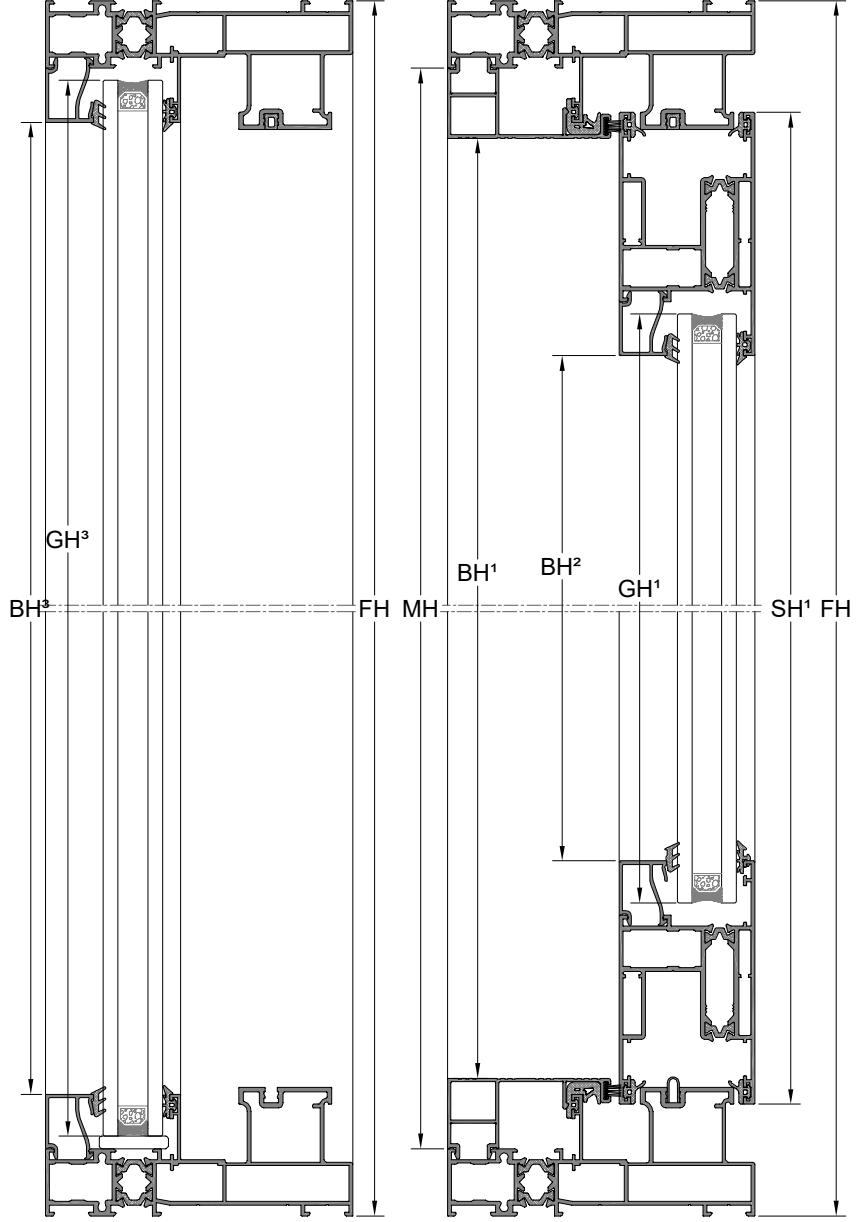
AKSESUAR ACCESSORY	AKSESUAR ADI DESCRIPTION
1	HS KOL HS HANDLE
2	HS KOL AYNASI MONORAIL FRAME PROFILE
3	HS KOL AYNA KAPAĞI MONORAIL FRAME PROFILE
4	HS ÖN ARABA MONORAIL FRAME PROFILE
5	HS ARKA ARABA MONORAIL FRAME PROFILE
6	HS KİLİT KARŞILIK (ÜST) MONORAIL FRAME PROFILE
7	HS KİLİT KARŞILIK (ALT) MONORAIL FRAME PROFILE
8	HS KARŞILIK BESLEMESİ MONORAIL FRAME PROFILE
9	HS ÖN ARABA YÜKSELTME APARATI MONORAIL FRAME PROFILE
10	HS İSPANYOLET BESLEME MONORAIL FRAME PROFILE
11	YHB M5x12 CİVATA MONORAIL FRAME PROFILE
12	İSPANYOLET VİDA KAPAĞI MONORAIL FRAME PROFILE
13	YHB M5x40 CİVATA
14	KOL BAĞLANTI SOMUNU MONORAIL FRAME PROFILE
15	
16	
17	
18	
19	
20	
21	
22	
23	





B-B KESİTİ

C-C KESİTİ



PROFİLLER / PROFILES

Kod Code	Çizim Drawing	Kesim Cut	Miktar Quantity	Ölçüler Dimensions
1700-12650 Kasa Frame			2 Pcs / Adet	FL
			2 Pcs / Adet	FH
6008-6009 Kanat Sash			2Pcs / Adet	$SL^1 = (FL/2) + 49,4$
			2Pcs / Adet	$SH^1 = FH - 91$
6012-6013 Kenet Sash			1Pcs / Adet	MH = FH-55 ML = (FL/2) - 47,5
12649 Çita Bead			2Pcs / Adet	$BL^1 = (FL/2) - 31,5$
			1Pcs / Adet	$BH^1 = FH - 122$
1699 Çita Bead			2Pcs / Adet	$BL^2 = SL^1 - 154$
			2Pcs / Adet	$BH^2 = SH^1 - 198$
1699 Çita Bead			2Pcs / Adet	$BL^3 = ML - 57$
			2Pcs / Adet	$BH^3 = FH - 99$

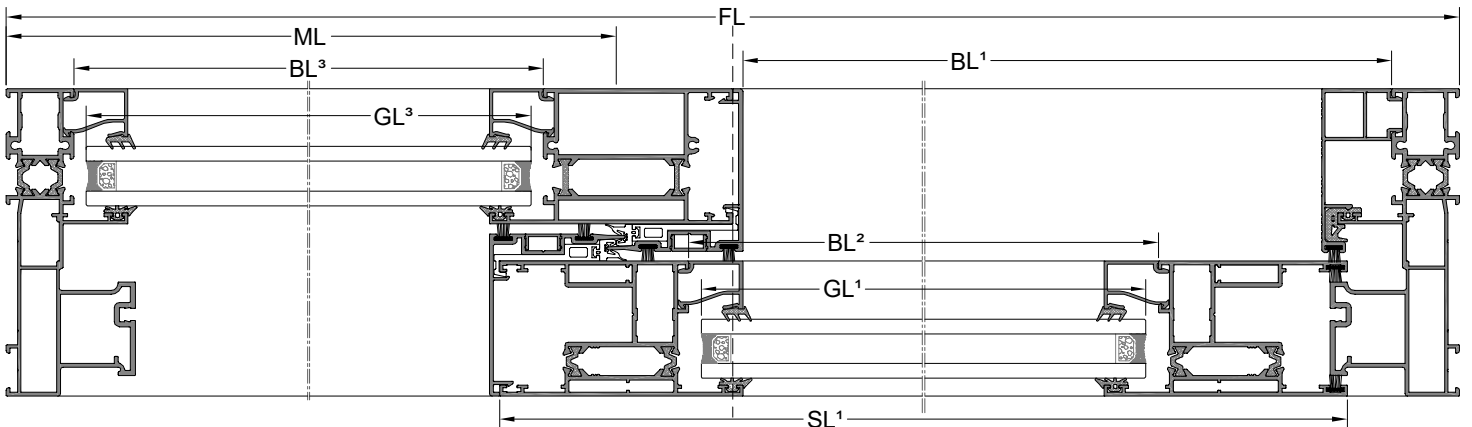
CAM / GLASS

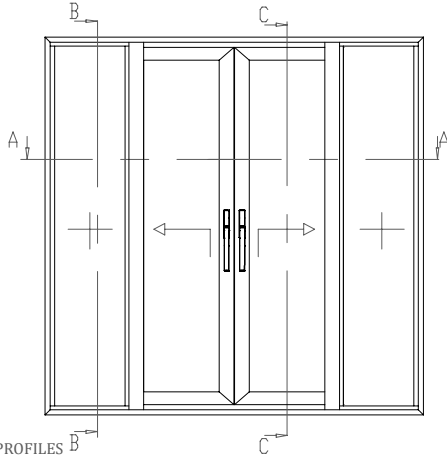
Kod Code	Çizim Drawing	Miktar Quantity	Ölçüler Dimensions
CAM GLASS		1 Pcs / Adet	$GL^1 = SL^1 - 164$
			$GH^1 = SH^1 - 164$
CAM GLASS		1 Pcs / Adet	$GL^3 = ML - 67$
			$GH^3 = FH - 65$

CAM ÖLÇÜLERİ EŞİT KABUL EDİLEREK
FORMULİZE EDİLMİŞTİR.

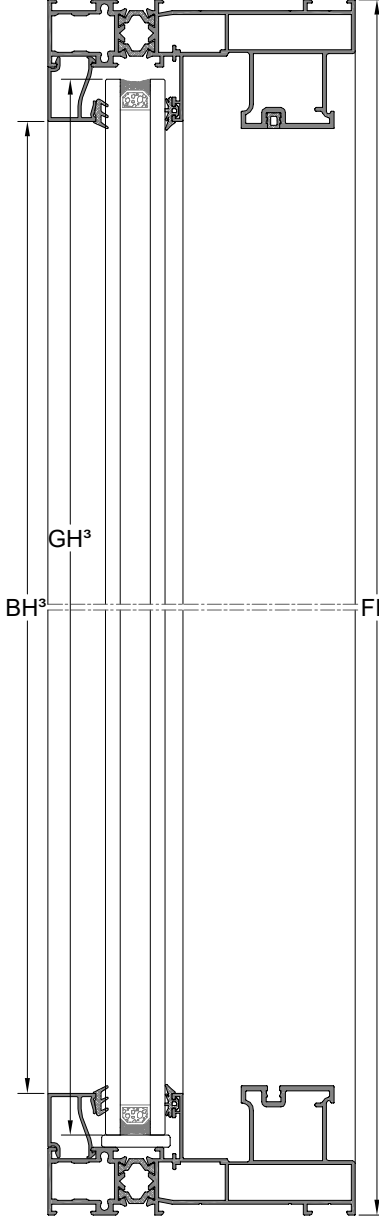
GLASS DIMENSIONS ARE
FORMULATED, ACCEPT EQUAL.

A-A KESİTİ

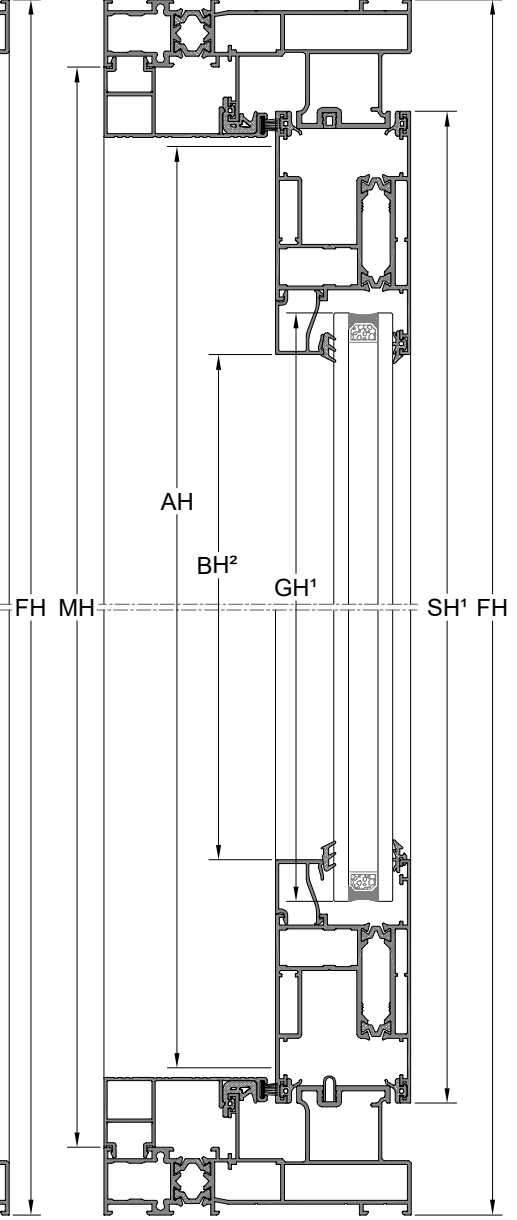




B-B KESİTİ



C-C KESİTİ



PROFİLLER / PROFILES B

Kod Code	Çizim Drawing	Kesim Cut	Miktar Quantity	Ölçüler Dimensions
1700-12650 Kasa Frame			2 Pcs / Adet	FL
			2 Pcs / Adet	FH
6008-6009 Kanat Sash			4Pcs / Adet	$SL^1 = (FL/2) - ML + 45$
			4Pcs / Adet	$SH^1 = FH - 91$
6012-6013 Kenet Interlocking			2Pcs / Adet	$ML = (FL/4) - 26$ $MH = FH - 55$
6012-6013 Adaptör Adapter			1Pcs / Adet	$AH = FH - 91 - (38)$
12649 Çita Bead			2Pcs / Adet	$BL^1 = FL - 2(ML + 51,6)$
1699 Çita Bead			4Pcs / Adet	$BL^2 = SL^1 - 154$
			4Pcs / Adet	$BH^2 = SH^1 - 198$
1699 Çita Bead			4Pcs / Adet	$BL^3 = ML - 57$
			4Pcs / Adet	$BH^3 = FH - 99$

CAM / GLASS

Kod Code	Çizim Drawing	Miktar Quantity	Ölçüler Dimensions
CAM GLASS		2 Pcs / Adet	$GL^1 = SL^1 - 164$
			$GH^1 = SH^1 - 164$
CAM GLASS		2 Pcs / Adet	$GL^3 = ML - 67$
			$GH^3 = FH - 65$

CAM ÖLÇÜLERİ EŞİT KABUL EDİLEREK
FORMULİZE EDİLMİŞTİR.

GLASS DIMENSIONS ARE
FORMULATED, ACCEPT EQUAL.

A-A KESİTİ

